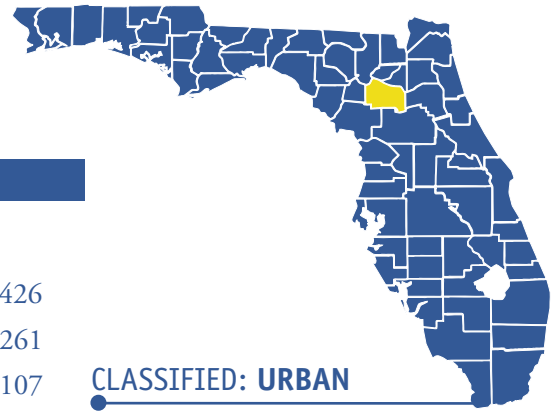


ALACHUA



COUNTY PROFILE

UNITED STATES CENSUS BUREAU (2000)

Median household income	\$31,426
Family households with related children younger than age 18	24,261
Family households with related children younger than age 5	9,107
Family households below poverty level with related children younger than age 5	1,994
Families below 150% Federal Poverty Level.....	9,845
Families below 185% Federal Poverty Level.....	12,335
Families below 185% Federal Poverty Level with related children younger than age 5	3,769
Families with female householder (<i>no husband present</i>)	10,489
Families with female householder (<i>no husband present</i>) below poverty level with related children younger than age 5.....	1,455
Grandparents responsible for grandchild younger than age 18.....	1,654
Percentage of high school graduates and higher	88.1
Language spoken at home other than English	
Spanish	11,438
Indo-European languages	6,278
Asian and Pacific Island languages	5,159
All other languages	936

OFFICE OF ECONOMIC AND DEMOGRAPHIC RESEARCH, THE FLORIDA LEGISLATURE*

County population	231,296
Number of children in the county population.....	59,394
Number of children in the county population younger than age 5.....	11,881
Number of minority children in the county population younger than age 5 ...	4,275

CHILD CARE FOOD PROGRAM

	2001	2003	2005
Number of participating child care centers and homes	175	150	116

GOLD SEAL ACCREDITATION

Number of child care centers and homes meeting state accrediting standards	14	44	49
--	----	----	----

DIRECTOR CREDENTIAL

Number of credentials awarded.....	7	77	46
------------------------------------	---	----	----

TITLE XXI CHILDREN'S MEDICAL SERVICES NETWORK

Number of enrolled children (<i>birth to 18 years</i>) with special health care needs from low-income families	135	160	149
--	-----	-----	-----

WIC

Infants (<i>birth to less than 12 months</i>) receiving nutritional services.....	1,434	945	986
Children (<i>1 to 5 years</i>) receiving nutritional services.....	2,595	2,526	2,553

EARLY STEPS

Children (<i>birth to 36 months</i>) receiving early intervention infant/toddler services.....	361	290	303
--	-----	-----	-----

PRE-K DISABILITIES

Children (<i>37 months to 5 years</i>) receiving early intervention preschool age services.....	213	249	229
---	-----	-----	-----

*2003 estimates

CLASSIFIED: URBAN

In 2000, Alachua County ranked 192nd of the 500 largest public school districts in the United States (Census, 2000). For the number of all persons living in poverty in Florida, Alachua County ranked 6th of 67 counties (22.8%) and for those younger than age 5 living in poverty, Alachua County ranked 24th with 22.7% of all young children living in poverty. Programmatically, Alachua residents have benefited from a steady increase in the number of T.E.A.C.H. Early Childhood® scholarships awarded, increasing from 58 scholarships in 2001 to 72 scholarships awarded in 2005.

T.E.A.C.H.

Teacher Education And Compensation Helps

	2001	2003	2005
Number of scholarships awarded	58	65	72

Number of scholarships by training institution

<i>Central Florida Institute of Training</i>	<i>n/a</i>	1	4
<i>Central Florida Community College</i>	0	0	0
<i>Child Care Resources, Inc.</i>	6	8	10
<i>ChildCare Education Institute</i>	<i>n/a</i>	<i>n/a</i>	3
<i>Childhood Development Services, Inc.</i>	1	0	0
<i>Council for Professional Recognition</i>	0	0	6
<i>Lake City Community College</i>	0	0	1
<i>Nova Southeastern University</i>	0	1	2
<i>Santa Fe Community College</i>	51	55	45
<i>St. Johns River Comm. College</i>	0	0	0
<i>Tallahassee Community College</i>	0	0	1

Number of scholarships by recipient's affiliation

<i>Non-profit</i>	6	9	10
<i>For profit</i>	23	20	38
<i>Head Start</i>	23	31	15
<i>Public</i>	5	3	1
<i>Faith-based</i>	1	2	8

Local Contributors to T.E.A.C.H. Program

The Early Learning Coalition has contributed funding to provide for additional scholarships in this county.

FAMILY REQUESTS FOR SERVICES

	2001	2003	2005
Requests for Child Care Referrals	2,347	1,305	1,285
Requests for Other Information and/or Services	2,524	1,404	2,189
Full Time: (more than 30 hours a week)	2,247	1,546	1,390
Part Time: (30 hours or less a week)	752	267	257
Odd Hour Care: (includes evening, weekend and overnight care)	712	460	438
Infant Care: (6 weeks to 12 months)	536	317	286
1-year-olds: (12 months to 24 months)	446	253	252
2-year-olds: (24 months to 36 months)	432	248	212
3-year-olds: (36 months to 48 months)	413	183	194
4-year-olds: (48 months to 60 months)	303	166	200
5-year-olds: (not in Kindergarten)	304	127	133
School-age: (Kindergarten through elementary school)	1,119	480	519



AFFORDABILITY*

CHILD CARE CENTERS	2001	2003	2005
Birth-12 months	\$120	\$125	\$138
1-year-olds	\$105	\$115	\$130
2-year-olds	\$110	\$106	\$115
3-year-olds	\$100	\$100	\$110
4-year-olds	\$95	\$100	\$105
Elementary school-age	\$70	\$80	\$75
LICENSED FAMILY CHILD CARE HOMES	2001	2003	2005
Birth-12 months	\$100	\$100	\$125
1-year-olds	\$100	\$100	\$110
2-year-olds	\$100	\$100	\$100
3-year-olds	\$90	\$90	\$100
4-year-olds	\$90	\$90	\$100
Elementary school-age	\$75	\$75	\$75

REGISTERED FAMILY CHILD CARE HOMES

Family child care homes in this county must be licensed.

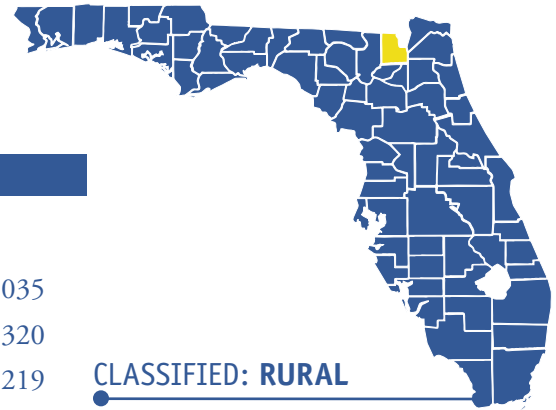
*Cost of child care 75th percentile by age group full time per week

A family of four in Alachua County with a gross income of \$38,700 (200% of Federal Poverty Level), would spend 31% of their income on child care for an infant and a 3-year-old in a child care center.

AVAILABILITY

	2001		2003		2005	
	# of Programs	Capacity	# of Programs	Capacity	# of Programs	Capacity
Licensed Programs (total)	259	8,629	228	7,914	217	7,553
Secular Centers	74	5,866	71	5,567	72	5,254
Faith-Based Centers	13	908	11	852	11	876
School-Age Only	1	145	1	145	1	145
Family Child Care Homes (FCCH)	171	1,710	145	1,350	133	1,278
Large FCCH	0	0	0	n/a	0	n/a
Exempt Programs (total)	71	4,844	48	6,110	52	9,854
Secular Centers	2	51	3	358	3	358
Faith-Based Centers	5	411	8	1,243	7	1,143
School-Age Only	34	3,995	36	4,509	41	3,922
Registered FCCH	0	0	0	0	0	0
Pre-K Early Intervention Only	30	387	n/a	n/a	n/a	n/a
School-Based Pre-K	n/a	n/a	1	n/a	1	160
Head Start Programs (total)	54	665	25	847	13	707
Head Start	53	600	25	847	12	639
Early Head Start	1	65	n/a	n/a	1	68
TOTAL	384	141,138	301	14,871	282	18,114

BAKER



COUNTY PROFILE

UNITED STATES CENSUS BUREAU (2000)

Median household income	\$40,035
Family households with related children younger than age 18	3,320
Family households with related children younger than age 5	1,219
Family households below poverty level with related children younger than age 5	171
Families below 150% Federal Poverty Level.....	1,088
Families below 185% Federal Poverty Level.....	1,437
Families below 185% Federal Poverty Level with related children younger than age 5	368
Families with female householder (<i>no husband present</i>)	925
Families with female householder (<i>no husband present</i>) below poverty level with related children younger than age 5.....	111
Grandparents responsible for grandchild younger than age 18.....	417
Percentage of high school graduates and higher	71.9
Language spoken at home other than English	
Spanish	532
Indo-European languages	190
Asian and Pacific Island languages	39
All other languages	41

OFFICE OF ECONOMIC AND DEMOGRAPHIC RESEARCH, THE FLORIDA LEGISLATURE*

County population	23,383
Number of children in the county population.....	6,839
Number of children in the county population younger than age 5	1,658
Number of minority children in the county population younger than age 5 ...	229

	2001	2003	2005
CHILD CARE FOOD PROGRAM			
Number of participating child care centers and homes	3	10	13

GOLD SEAL ACCREDITATION			
Number of child care centers and homes meeting state accrediting standards	2	4	4

DIRECTOR CREDENTIAL			
Number of credentials awarded.....	0	6	1

TITLE XXI CHILDREN'S MEDICAL SERVICES NETWORK			
Number of enrolled children (<i>birth to 18 years</i>) with special health care needs from low-income families	1	7	7

WIC			
Infants (<i>birth to less than 12 months</i>) receiving nutritional services.....	267	259	373
Children (<i>1 to 5 years</i>) receiving nutritional services.....	434	450	484

EARLY STEPS			
Children (<i>birth to 36 months</i>) receiving early intervention infant/toddler services.....	32	48	46

PRE-K DISABILITIES			
Children (<i>37 months to 5 years</i>) receiving early intervention preschool age services.....	34	43	50

*2003 estimates

CLASSIFIED: RURAL

For the number of all persons living in poverty in the state, Baker County ranked 29th of 67 counties (14.7%) and for those younger than age 5 living in poverty, Baker County ranked a lower 56th in the state with 15.8% of all young children living in poverty (Census, 2000). Overall, the county has experienced an increase in young children receiving services, such as the increase in the number of children (birth to less than 12 months) who received nutritional WIC services (a difference of 114 children between 2003-2005).

T.E.A.C.H.

Teacher Education And Compensation Helps

	2001	2003	2005
Number of scholarships awarded	5	1	13
Number of scholarships by training institution			
<i>Central Florida Institute of Training</i>	<i>n/a</i>	0	1
<i>ChildCare Education Institute</i>	<i>n/a</i>	<i>n/a</i>	1
<i>Council for Professional Recognition</i>	1	0	0
<i>Florida Community College at Jacksonville</i>	3	1	2
<i>Lake City Community College</i>	1	0	9
Number of scholarships by recipient's affiliation			
<i>Non-profit</i>	0	0	3
<i>For profit</i>	2	0	5
<i>Head Start</i>	3	1	0
<i>Public</i>	0	0	0
<i>Faith-based</i>	0	0	5

FAMILY REQUESTS FOR SERVICES

	2001	2003	2005
Requests for Child Care Referrals	287	385	415
Requests for Other Information and/or Services	1,861	408	363
Full Time: (more than 30 hours a week)	13	153	497
Part Time: (30 hours or less a week)	0	20	33
Odd Hour Care: (includes evening, weekend and overnight care)	0	6	5
Infant Care: (6 weeks to 12 months)	57	53	86
1-year-olds: (12 months to 24 months)	41	65	79
2-year-olds: (24 months to 36 months)	55	65	74
3-year-olds: (36 months to 48 months)	74	88	123
4-year-olds: (48 months to 60 months)	66	106	110
5-year-olds: (not in Kindergarten)	66	50	58
School-age: (Kindergarten through elementary school)	132	144	166



AFFORDABILITY*

CHILD CARE CENTERS	2001	2003	2005
Birth-12 months	\$100	\$100	\$95
1-year-olds	\$90	\$90	\$90
2-year-olds	\$90	\$80	\$85
3-year-olds	\$78	\$80	\$80
4-year-olds	\$80	\$80	\$80
Elementary school-age	\$65	\$65	\$80
LICENSED FAMILY CHILD CARE HOMES	2001	2003	2005
Birth-12 months	\$100	\$100	\$100
1-year-olds	\$95	\$95	\$90
2-year-olds	\$95	\$95	\$80
3-year-olds	\$90	\$90	\$80
4-year-olds	\$90	\$90	\$90
Elementary school-age	\$85	\$65	\$60
REGISTERED FAMILY CHILD CARE HOMES	2001	2003	2005
Birth-12 months	\$75	\$85	\$100
1-year-olds	\$75	\$85	\$100
2-year-olds	\$75	\$85	\$90
3-year-olds	\$75	\$85	\$90
4-year-olds	\$75	\$85	\$90
Elementary school-age	n/a	n/a	\$80

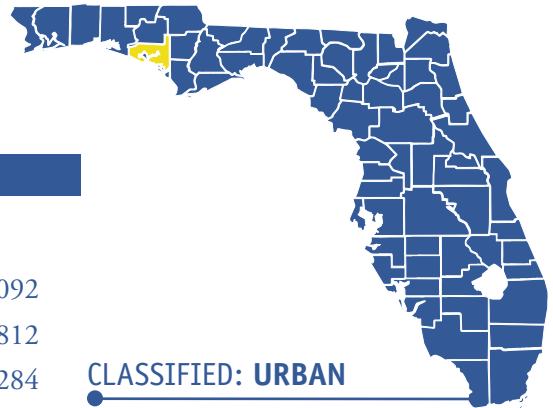
*Cost of child care 75th percentile by age group full time per week

A family of four in Baker County with a gross income of \$38,700 (200% of Federal Poverty Level), would spend 22% of their income on child care for an infant and a 3-year-old in a child care center.

AVAILABILITY

	2001		2003		2005	
	# of Programs	Capacity	# of Programs	Capacity	# of Programs	Capacity
Licensed Programs (total)	15	231	14	261	15	261
Secular Centers	11	221	7	221	8	221
Faith-Based Centers	0	0	0	0	0	0
School-Age Only	0	0	0	0	0	0
Family Child Care Homes (FCCH)	4	10	7	40	7	40
Large FCCH	0	0	0	n/a	0	n/a
Exempt Programs (total)	12	330	11	649	14	595
Secular Centers	0	0	5	439	4	400
Faith-Based Centers	5	245	2	145	3	145
School-Age Only	0	0	1	n/a	1	n/a
Registered FCCH	3	20	1	5	4	20
Pre-K Early Intervention Only	4	65	n/a	n/a	n/a	n/a
School-Based Pre-K	n/a	n/a	2	60	2	30
Head Start Programs (total)	5	82	2	80	4	116
Head Start	2	50	2	80	2	85
Early Head Start	3	32	n/a	n/a	2	31
TOTAL	32	643	27	990	33	972

BAY



COUNTY PROFILE

UNITED STATES CENSUS BUREAU (2000)

Median household income	\$36,092
Family households with related children younger than age 18	19,812
Family households with related children younger than age 5	7,284
Family households below poverty level with related children younger than age 5	1,478
Families below 150% Federal Poverty Level.....	7,105
Families below 185% Federal Poverty Level.....	9,791
Families below 185% Federal Poverty Level with related children younger than age 5	3,191
Families with female householder (<i>no husband present</i>)	6,903
Families with female householder (<i>no husband present</i>) below poverty level with related children younger than age 5.....	877
Grandparents responsible for grandchild younger than age 18.....	1,532
Percentage of high school graduates and higher	81.0
Language spoken at home other than English	
Spanish	3,542
Indo-European languages	3,009
Asian and Pacific Island languages	1,893
All other languages	481

OFFICE OF ECONOMIC AND DEMOGRAPHIC RESEARCH, THE FLORIDA LEGISLATURE*

County population	154,827
Number of children in the county population.....	40,185
Number of children in the county population younger than age 5	9,317
Number of minority children in the county population younger than age 5 ...	1,826

2001 2003 2005

CHILD CARE FOOD PROGRAM

Number of participating child care centers and homes	51	46	42
--	----	----	----

GOLD SEAL ACCREDITATION

Number of child care centers and homes meeting state accrediting standards	12	31	33
--	----	----	----

DIRECTOR CREDENTIAL

Number of credentials awarded.....	13	56	17
------------------------------------	----	----	----

TITLE XXI CHILDREN'S MEDICAL SERVICES NETWORK

Number of enrolled children (<i>birth to 18 years</i>) with special health care needs from low-income families	120	166	128
--	-----	-----	-----

WIC

Infants (<i>birth to less than 12 months</i>) receiving nutritional services.....	1,297	1,396	1,573
Children (<i>1 to 5 years</i>) receiving nutritional services.....	2,519	2,514	2,593

EARLY STEPS

Children (<i>birth to 36 months</i>) receiving early intervention infant/toddler services.....	347	386	357
--	-----	-----	-----

PRE-K DISABILITIES

Children (<i>37 months to 5 years</i>) receiving early intervention preschool age services	211	335	343
--	-----	-----	-----

*2003 estimates

CLASSIFIED: URBAN

Bay County was ranked 231st of the 500 largest public school districts in the United States according to the Census (2000). Residents in this county earned slightly less (\$36,092) than the state median household income of \$38,819 and there were almost 20,000 family households with related children under the age of 18 living in this area. For the number of all persons living in poverty in the state, Bay County ranked 37th of 67 counties (13%) and for those younger than age 5 living in poverty, Bay County ranked 25th with 22.6% of all young children living in poverty (Census, 2000).

T.E.A.C.H.

Teacher Education And Compensation Helps

	2001	2003	2005
Number of scholarships awarded	30	32	57

Number of scholarships by training institution


<i>Central Florida Institute of Training</i>	<i>n/a</i>	0	3
<i>ChildCare Education Institute</i>	<i>n/a</i>	<i>n/a</i>	17
<i>Council for Professional Recognition</i>	0	0	2
<i>Early Education and Care</i>	0	0	2
<i>Florida State University</i>	0	0	2
<i>Gulf Coast Community College</i>	30	32	31

Number of scholarships by recipient's affiliation

<i>Non-profit</i>	15	17	12
<i>For profit</i>	9	4	33
<i>Head Start</i>	0	5	9
<i>Public</i>	6	6	3
<i>Faith-based</i>	0	0	0

FAMILY REQUESTS FOR SERVICES

	2001	2003	2005
Requests for Child Care Referrals	2,594	1,400	1,513
Requests for Other Information and/or Services	14,634	16,501	13,703
Full Time: (more than 30 hours a week)	1,079	1,355	1,808
Part Time: (30 hours or less a week)	215	84	81
Odd Hour Care: (includes evening, weekend and overnight care)	184	288	488
Infant Care: (6 weeks to 12 months)	426	327	400
1-year-olds: (12 months to 24 months)	349	257	295
2-year-olds: (24 months to 36 months)	384	253	262
3-year-olds: (36 months to 48 months)	640	275	264
4-year-olds: (48 months to 60 months)	434	225	243
5-year-olds: (not in Kindergarten)	435	154	162
School-age: (Kindergarten through elementary school)	754	462	444



AFFORDABILITY*

	2001	2003	2005
CHILD CARE CENTERS			
Birth-12 months	\$100	\$110	\$114
1-year-olds	\$90	\$95	\$100
2-year-olds	\$85	\$90	\$95
3-year-olds	\$80	\$88	\$90
4-year-olds	\$80	\$88	\$90
Elementary school-age	\$73	\$75	\$80
LICENSED FAMILY CHILD CARE HOMES			
Birth-12 months	\$95	\$100	\$125
1-year-olds	\$95	\$95	\$118
2-year-olds	\$95	\$95	\$100
3-year-olds	\$80	\$90	\$100
4-year-olds	\$80	\$85	\$95
Elementary school-age	\$77	\$95	\$95
REGISTERED FAMILY CHILD CARE HOMES			
Birth-12 months	\$90	\$95	\$115
1-year-olds	\$85	\$85	\$100
2-year-olds	\$85	\$85	\$95
3-year-olds	\$80	\$85	\$90
4-year-olds	\$80	\$85	\$85
Elementary school-age	\$80	\$80	\$80

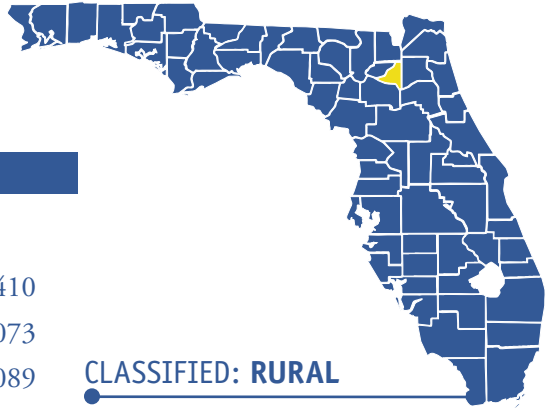
*Cost of child care 75th percentile by age group full time per week

A family of four in Bay County with a gross income of \$38,700 (200% of Federal Poverty Level), would spend 26% of their income on child care for an infant and a 3-year-old in a child care center.

AVAILABILITY

	2001		2003		2005	
	# of Programs	Capacity	# of Programs	Capacity	# of Programs	Capacity
Licensed Programs (total)	79	5,171	68	4,642	64	4,379
Secular Centers	53	4,526	41	3,046	38	2,854
Faith-Based Centers	0	0	9	1,111	8	1,071
School-Age Only	8	461	6	367	3	326
Family Child Care Homes (FCCH)	17	172	8	70	12	92
Large FCCH	1	12	4	48	3	36
Exempt Programs (total)	106	3,533	98	3,909	96	3,571
Secular Centers	0	0	4	312	3	301
Faith-Based Centers	13	1,016	8	587	10	654
School-Age Only	22	1,625	22	2,190	25	1,826
Registered FCCH	52	512	46	420	40	390
Pre-K Early Intervention Only	19	380	n/a	n/a	n/a	n/a
School-Based Pre-K	n/a	n/a	18	400	18	400
Head Start Programs (total)	18	519	10	569	15	843
Head Start	9	391	10	569	11	372
Early Head Start	9	128	n/a	n/a	4	471
TOTAL	203	9,223	176	9,120	175	8,793

BRADFORD



COUNTY PROFILE

UNITED STATES CENSUS BUREAU (2000)

Median household income	\$33,410
Family households with related children younger than age 18	3,073
Family households with related children younger than age 5	1,089
Family households below poverty level with related children younger than age 5	166
Families below 150% Federal Poverty Level.....	1,338
Families below 185% Federal Poverty Level.....	1,696
Families below 185% Federal Poverty Level with related children younger than age 5	390
Families with female householder (<i>no husband present</i>)	1,052
Families with female householder (<i>no husband present</i>) below poverty level with related children younger than age 5.....	126
Grandparents responsible for grandchild younger than age 18.....	271
Percentage of high school graduates and higher	74.2
Language spoken at home other than English	
Spanish	666
Indo-European languages	297
Asian and Pacific Island languages	132
All other languages	50

OFFICE OF ECONOMIC AND DEMOGRAPHIC RESEARCH, THE FLORIDA LEGISLATURE*

County population	26,972
Number of children in the county population.....	6,339
Number of children in the county population younger than age 5	1,484
Number of minority children in the county population younger than age 5 ...	310

2001 2003 2005

CHILD CARE FOOD PROGRAM

Number of participating child care centers and homes	7	9	8
--	---	---	---

GOLD SEAL ACCREDITATION

Number of child care centers and homes meeting state accrediting standards	3	2	2
--	---	---	---

DIRECTOR CREDENTIAL

Number of credentials awarded.....	1	5	2
------------------------------------	---	---	---

TITLE XXI CHILDREN'S MEDICAL SERVICES NETWORK

Number of enrolled children (<i>birth to 18 years</i>) with special health care needs from low-income families	27	39	28
--	----	----	----

WIC

Infants (<i>birth to less than 12 months</i>) receiving nutritional services.....	253	147	173
Children (<i>1 to 5 years</i>) receiving nutritional services.....	357	340	346

EARLY STEPS

Children (<i>birth to 36 months</i>) receiving early intervention infant/toddler services.....	38	36	44
--	----	----	----

PRE-K DISABILITIES

Children (<i>37 months to 5 years</i>) receiving early intervention preschool age services	38	37	27
--	----	----	----

*2003 estimates

CLASSIFIED: RURAL

In 2000, Bradford County ranked 30th of 67 counties with 14.6% of the county population living in poverty. For those younger than age 5 living in poverty, Bradford County ranked a low 60th in the state with 14.7% of all young children living in poverty (Census, 2000). Residents of Bradford County earned approximately \$5,000 less than the state median household income of \$38,819 and a large majority of residents had earned high school diplomas or earned higher education (74.2%) in 2000. The most requested type of child care arrangements from families in Bradford County in 2005 was for full time care involving 30 hours or more per week.

T.E.A.C.H.

Teacher Education And Compensation Helps

	2001	2003	2005
Number of scholarships awarded	3	1	4
Number of scholarships by training institution			
<i>Council for Professional Recognition</i>	0	0	0
<i>Bradford Union Area Vocational Technical School</i>	3	0	0
<i>Santa Fe Community College</i>	0	1	4
Number of scholarships by recipient's affiliation			
<i>Non-profit</i>	1	0	0
<i>For profit</i>	0	1	3
<i>Head Start</i>	0	0	0
<i>Public</i>	0	0	0
<i>Faith-based</i>	2	0	1

FAMILY REQUESTS FOR SERVICES

	2001	2003	2005
Requests for Child Care Referrals	250	323	256
Requests for Other Information and/or Services	1,331	768	1,065
Full Time: (more than 30 hours a week)	153	170	153
Part Time: (30 hours or less a week)	3	10	8
Odd Hour Care: (includes evening, weekend and overnight care)	0	1	11
Infant Care: (6 weeks to 12 months)	61	55	39
1-year-olds: (12 months to 24 months)	50	74	26
2-year-olds: (24 months to 36 months)	55	77	29
3-year-olds: (36 months to 48 months)	55	70	28
4-year-olds: (48 months to 60 months)	37	72	14
5-year-olds: (not in Kindergarten)	37	43	23
School-age: (Kindergarten through elementary school)	84	158	41



AFFORDABILITY*

	2001	2003	2005
CHILD CARE CENTERS			
Birth-12 months	\$90	\$95	\$120
1-year-olds	\$85	\$90	\$85
2-year-olds	\$75	\$85	\$75
3-year-olds	\$75	\$85	\$75
4-year-olds	\$72	\$80	\$75
Elementary school-age	\$65	\$70	\$75
LICENSED FAMILY CHILD CARE HOMES			
Birth-12 months	\$110	\$110	\$125
1-year-olds	\$110	\$110	\$120
2-year-olds	\$75	n/a	\$120
3-year-olds	\$75	n/a	\$75
4-year-olds	\$70	n/a	\$70
Elementary school-age	\$50	n/a	n/a
REGISTERED FAMILY CHILD CARE HOMES			
Birth-12 months	n/a	\$110	\$80
1-year-olds	n/a	\$110	\$75
2-year-olds	n/a	\$110	\$70
3-year-olds	n/a	\$75	\$65
4-year-olds	n/a	\$70	\$65
Elementary school-age	n/a	\$50	\$60

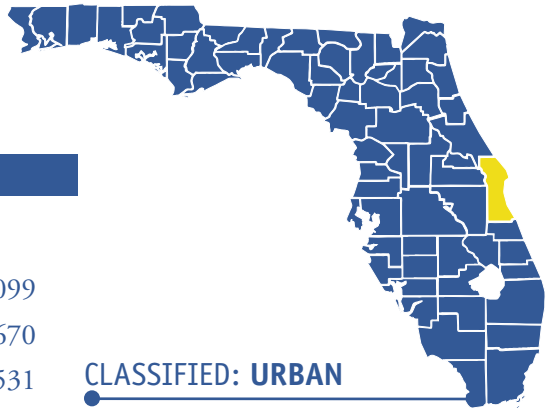
*Cost of child care 75th percentile by age group full time per week

A family of four in Bradford County with a gross income of \$38,700 (200% of Federal Poverty Level), would spend 25% of their income on child care for an infant and a 3-year-old in a child care center.

AVAILABILITY

	2001		2003		2005	
	# of Programs	Capacity	# of Programs	Capacity	# of Programs	Capacity
Licensed Programs (total)	21	199	12	287	12	344
Secular Centers	18	189	11	287	10	344
Faith-Based Centers	0	0	0	0	0	0
School-Age Only	0	0	0	0	0	0
Family Child Care Homes (FCCH)	3	10	1	n/a	2	n/a
Large FCCH	0	0	0	0	0	0
Exempt Programs (total)	14	336	9	151	20	302
Secular Centers	0	0	2	151	6	201
Faith-Based Centers	6	251	0	0	2	101
School-Age Only	0	0	0	0	0	0
Registered FCCH	2	20	3	n/a	7	n/a
Pre-K Early Intervention Only	6	65	n/a	n/a	n/a	n/a
School-Based Pre-K	n/a	n/a	4	n/a	5	n/a
Head Start Programs (total)	2	90	1	65	1	61
Head Start	2	90	1	65	1	61
Early Head Start	0	0	n/a	n/a	n/a	n/a
TOTAL	37	325	22	503	23	707

BREVARD



COUNTY PROFILE

UNITED STATES CENSUS BUREAU (2000)

Median household income	\$40,099
Family households with related children younger than age 18	57,670
Family households with related children younger than age 5	20,531
Family households below poverty level with related children younger than age 5	2,967
Families below 150% Federal Poverty Level.....	17,291
Families below 185% Federal Poverty Level.....	24,488
Families below 185% Federal Poverty Level with related children younger than age 5	7,106
Families with female householder (<i>no husband present</i>)	19,709
Families with female householder (<i>no husband present</i>) below poverty level with related children younger than age 5.....	1,868
Grandparents responsible for grandchild younger than age 18.....	4,283
Percentage of high school graduates and higher	86.3
Language spoken at home other than English	
Spanish	18,320
Indo-European languages	14,656
Asian and Pacific Island languages	4,689
All other languages	1,786

OFFICE OF ECONOMIC AND DEMOGRAPHIC RESEARCH, THE FLORIDA LEGISLATURE*

County population	507,810
Number of children in the county population.....	119,417
Number of children in the county population younger than age 5	25,876
Number of minority children in the county population younger than age 5 ...	4,345

	2001	2003	2005
CHILD CARE FOOD PROGRAM			
Number of participating child care centers and homes	148	125	122

	2001	2003	2005
GOLD SEAL ACCREDITATION			
Number of child care centers and homes meeting state accrediting standards	26	74	74

	2001	2003	2005
DIRECTOR CREDENTIAL			
Number of credentials awarded.....	21	132	49

	2001	2003	2005
TITLE XXI CHILDREN'S MEDICAL SERVICES NETWORK			
Number of enrolled children (<i>birth to 18 years</i>) with special health care needs from low-income families	191	279	265

	2001	2003	2005
WIC			
Infants (<i>birth to less than 12 months</i>) receiving nutritional services.....	2,354	2,618	2,710
Children (<i>1 to 5 years</i>) receiving nutritional services.....	4,115	4,069	3,946

	2001	2003	2005
EARLY STEPS			
Children (<i>birth to 36 months</i>) receiving early intervention infant/toddler services.....	1,101	1,395	1,326

	2001	2003	2005
PRE-K DISABILITIES			
Children (<i>37 months to 5 years</i>) receiving early intervention preschool age services.....	662	888	995

*2003 estimates

CLASSIFIED: URBAN

Brevard County ranked 49th of the 500 largest public school districts in the United States in 2000 according to Census data. For the number of all persons living in poverty in the state, Brevard County ranked 57th of 67 counties (9.5%) and for those younger than age 5 living in poverty, Brevard County ranked 58th in the state with 15.7% of all young children living in poverty (Census, 2000). Since 2001, a significant increase in Brevard families with children (ages 37 months to 5 years) receiving intervention services occurred ranging from 662 enrolled children in 2001 to almost 1,000 enrolled children in 2005.

T.E.A.C.H.

Teacher Education And Compensation Helps

	2001	2003	2005
Number of scholarships awarded	97	59	77

Number of scholarships by training institution

<i>Brevard Community College</i>	97	59	69
<i>Central Florida Institute of Training</i>	<i>n/a</i>	0	2
<i>ChildCare Education Institute</i>	<i>n/a</i>	<i>n/a</i>	3
<i>Nova Southeastern University</i>	0	0	3

Number of scholarships by recipient's affiliation

<i>Non-profit</i>	30	12	13
<i>For profit</i>	29	19	38
<i>Head Start</i>	15	11	9
<i>Public</i>	0	1	0
<i>Faith-based</i>	23	16	17

Local Contributors to T.E.A.C.H. Program

The Early Learning Coalition has contributed funding to provide for additional scholarships in this county.

FAMILY REQUESTS FOR SERVICES

	2001	2003	2005
Requests for Child Care Referrals	1,247	1,337	957
Requests for Other Information and/or Services	1,054	3,553	2,286
Full Time: (more than 30 hours a week)	929	756	1,025
Part Time: (30 hours or less a week)	64	47	41
Odd Hour Care: (includes evening, weekend and overnight care)	79	212	199
Infant Care: (6 weeks to 12 months)	309	311	206
1-year-olds: (12 months to 24 months)	281	269	196
2-year-olds: (24 months to 36 months)	214	264	189
3-year-olds: (36 months to 48 months)	183	245	154
4-year-olds: (48 months to 60 months)	130	167	134
5-year-olds: (not in Kindergarten)	130	134	107
School-age: (Kindergarten through elementary school)	442	460	340



AFFORDABILITY*

CHILD CARE CENTERS	2001	2003	2005
Birth-12 months	\$125	\$130	\$130
1-year-olds	\$110	\$110	\$117
2-year-olds	\$100	\$102	\$105
3-year-olds	\$95	\$95	\$100
4-year-olds	\$95	\$95	\$100
Elementary school-age	\$88	\$88	\$90
LICENSED FAMILY CHILD CARE HOMES	2001	2003	2005
Birth-12 months	\$100	\$105	\$101
1-year-olds	\$90	\$95	\$95
2-year-olds	\$85	\$90	\$95
3-year-olds	\$85	\$90	\$90
4-year-olds	\$85	\$85	\$90
Elementary school-age	\$80	\$80	\$80
REGISTERED FAMILY CHILD CARE HOMES	2001	2003	2005
Birth-12 months	\$100	\$100	\$105
1-year-olds	\$90	\$95	\$95
2-year-olds	\$90	\$95	\$95
3-year-olds	\$90	\$95	\$95
4-year-olds	\$90	\$92	\$90
Elementary school-age	\$85	\$85	\$85

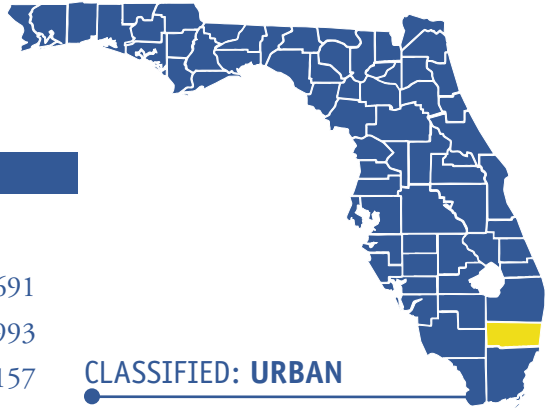
*Cost of child care 75th percentile by age group full time per week

A family of four in Brevard County with a gross income of \$38,700 (200% of Federal Poverty Level), would spend 29% of their income on child care for an infant and a 3-year-old in a child care center.

AVAILABILITY

	2001		2003		2005	
	# of Programs	Capacity	# of Programs	Capacity	# of Programs	Capacity
Licensed Programs (total)	305	19,367	270	15,386	249	14,483
Secular Centers	193	15,826	158	11,830	141	11,570
Faith-Based Centers	31	2,218	29	2,404	27	2,152
School-Age Only	12	769	9	502	5	162
Family Child Care Homes (FCCH)	63	572	73	638	75	587
Large FCCH	6	72	1	12	1	12
Exempt Programs (total)	164	6,543	170	7,218	153	8,101
Secular Centers	0	0	23	1,226	15	1,019
Faith-Based Centers	33	2,799	17	1,913	17	1,863
School-Age Only	36	2,732	42	3,277	54	4,514
Registered FCCH	71	542	80	517	60	420
Pre-K Early Intervention Only	24	470	n/a	n/a	n/a	n/a
School-Based Pre-K	n/a	n/a	8	285	7	285
Head Start Programs (total)	30	744	12	713	28	683
Head Start	18	624	12	713	20	581
Early Head Start	12	120	n/a	n/a	8	102
TOTAL	499	26,654	452	23,317	430	23,267

BROWARD



COUNTY PROFILE

UNITED STATES CENSUS BUREAU (2000)

Median household income	\$41,691
Family households with related children younger than age 18	210,993
Family households with related children younger than age 5	84,157
Family households below poverty level with related children younger than age 5	12,163
Families below 150% Federal Poverty Level.....	63,405
Families below 185% Federal Poverty Level.....	86,265
Families below 185% Federal Poverty Level with related children younger than age 5	26,985
Families with female householder (<i>no husband present</i>)	79,653
Families with female householder (<i>no husband present</i>) below poverty level with related children younger than age 5.....	6,783
Grandparents responsible for grandchild younger than age 18.....	12,996
Percentage of high school graduates and higher	82.0
Language spoken at home other than English	
Spanish	248,207
Indo-European languages	157,417
Asian and Pacific Island languages	18,530
All other languages	13,647

OFFICE OF ECONOMIC AND DEMOGRAPHIC RESEARCH, THE FLORIDA LEGISLATURE*

County population	1,698,425
Number of children in the county population.....	442,796
Number of children in the county population younger than age 5	108,697
Number of minority children in the county population younger than age 5 ...	39,610

	2001	2003	2005
CHILD CARE FOOD PROGRAM			
Number of participating child care centers and homes	199	206	231

GOLD SEAL ACCREDITATION			
Number of child care centers and homes meeting state accrediting standards	51	216	224

DIRECTOR CREDENTIAL			
Number of credentials awarded.....	67	498	165

TITLE XXI CHILDREN'S MEDICAL SERVICES NETWORK			
Number of enrolled children (<i>birth to 18 years</i>) with special health care needs from low-income families	306	637	716

WIC			
Infants (<i>birth to less than 12 months</i>) receiving nutritional services.....	2,354	8,900	9,325
Children (<i>1 to 5 years</i>) receiving nutritional services.....	4,115	11,489	11,713

EARLY STEPS			
Children (<i>birth to 36 months</i>) receiving early intervention infant/toddler services.....	3,706	4,803	4,989

PRE-K DISABILITIES			
Children (<i>37 months to 5 years</i>) receiving early intervention preschool age services.....	1,798	2,445	2,745

*2003 estimates

CLASSIFIED: URBAN

According to the most recent Census data, Broward County ranked 15th of the 100 largest counties in the United States (2003) and ranked 6th of the 500 largest public school districts (2000). For the number of all persons living in poverty in the state, Broward County ranked 44th of 67 counties (11.5%) and for those younger than age 5 living in poverty, Broward County ranked 55th in the state with 15.8% of all young children living in poverty (Census, 2000). Within households in the county, almost 13,000 grandparents self-identified themselves as being primarily responsible for a related grandchild 18 years or younger in 2000.

T.E.A.C.H.

Teacher Education And Compensation Helps

	2001	2003	2005
Number of scholarships awarded	115	247	317

Number of scholarships by training institution

<i>Apostolic "Wee Care" Assistance Association</i>	1	70	13
<i>Atlantic Technical Center</i>	2	0	0
<i>Broward Comm. College</i>	55	71	79
<i>Central Florida Institute of Training</i>	n/a	1	6
<i>ChildCare Education Institute</i>	n/a	n/a	12
<i>Council for Professional Recognition</i>	1	1	4
<i>Family Central</i>	17	19	45
<i>Florida League of Christian Schools</i>	0	0	42
<i>Miami-Dade College</i>	0	2	1
<i>Nova Southeastern University</i>	31	77	72
<i>Palm Beach Community College</i>	3	4	10
<i>Sheridan Vocational Technical Center</i>	3	1	1
<i>South Florida Literacy Institute, Inc.</i>	n/a	n/a	32
<i>South Florida Montessorri Education Center</i>	2	1	0

Number of scholarships by recipient's affiliation


<i>Non-profit</i>	24	78	68
<i>For profit</i>	72	142	195
<i>Head Start</i>	2	0	2
<i>Public</i>	0	2	1
<i>Faith-based</i>	17	25	51

Local Contributors to T.E.A.C.H. Program

The Early Learning Coalition has contributed funding to provide for additional scholarships in this county.

FAMILY REQUESTS FOR SERVICES

	2001	2003	2005
Requests for Child Care Referrals	2,690	3,926	3,808
Requests for Other Information and/or Services	10,573	11,333	8,832
Full Time: (more than 30 hours a week)	2,638	4,570	4,729
Part Time: (30 hours or less a week)	653	946	825
Odd Hour Care: (includes evening, weekend and overnight care)	402	672	557
Infant Care: (6 weeks to 12 months)	728	922	878
1-year-olds: (12 months to 24 months)	556	800	804
2-year-olds: (24 months to 36 months)	518	753	862
3-year-olds: (36 months to 48 months)	443	687	720
4-year-olds: (48 months to 60 months)	223	518	594
5-year-olds: (not in Kindergarten)	224	207	216
School-age: (Kindergarten through elementary school)	679	949	1,215



AFFORDABILITY*

CHILD CARE CENTERS	2001	2003	2005
Birth-12 months	\$135	\$140	\$148
1-year-olds	\$120	\$123	\$132
2-year-olds	\$108	\$115	\$120
3-year-olds	\$101	\$110	\$115
4-year-olds	\$100	\$110	\$115
Elementary school-age	\$100	\$115	\$122
LICENSED FAMILY CHILD CARE HOMES	2001	2003	2005
Birth-12 months	\$125	\$125	\$132
1-year-olds	\$115	\$125	\$125
2-year-olds	\$115	\$122	\$125
3-year-olds	\$115	\$120	\$125
4-year-olds	\$110	\$120	\$125
Elementary school-age	\$99	\$99	\$100

REGISTERED FAMILY CHILD CARE HOMES

Family child care homes in this county must be licensed.

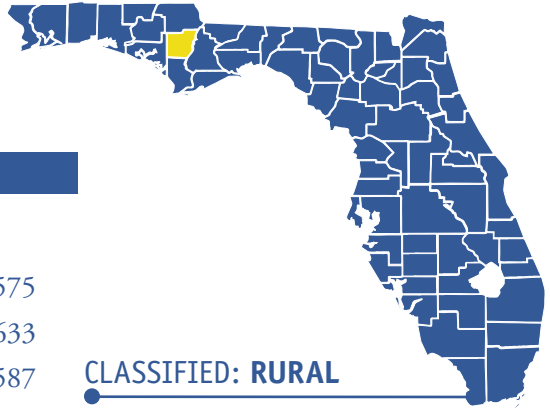
*Cost of child care 75th percentile by age group full time per week

A family of four in Broward County with a gross income of \$38,700 (200% of Federal Poverty Level), would spend 33% of their income on child care for an infant and a 3-year-old in a child care center.

AVAILABILITY

	2001		2003		2005	
	# of Programs	Capacity	# of Programs	Capacity	# of Programs	Capacity
Licensed Programs (total)	796	77,334	854	53,035	823	84,201
Secular Centers	325	41,293	372	13,503	388	53,042
Faith-Based Centers	141	21,823	120	20,687	77	10,628
School-Age Only	74	13,273	100	16,521	103	18,222
Family Child Care Homes (FCCH)	245	813	253	2,216	246	2,201
Large FCCH	11	132	9	108	9	108
Exempt Programs (total)	324	46,850	281	44,811	331	51,659
Secular Centers	16	4,619	91	8,811	119	13,379
Faith-Based Centers	3	393	19	5,594	48	10,900
School-Age Only	128	26,724	115	28,556	108	26,311
Registered FCCH	0	0	0	0	0	0
Pre-K Early Intervention Only	77	1,588	n/a	n/a	n/a	n/a
School-Based Pre-K	n/a	n/a	56	1,850	56	1,069
Head Start Programs (total)	94	1,915	64	1,959	68	2,092
Head Start	90	1,835	64	1,959	66	2,021
Early Head Start	4	80	n/a	n/a	2	71
TOTAL	1,214	126,099	1,199	99,805	1,222	137,952

CALHOUN



COUNTY PROFILE

UNITED STATES CENSUS BUREAU (2000)

Median household income	\$26,575
Family households with related children younger than age 18	1,633
Family households with related children younger than age 5	587
Family households below poverty level with related children younger than age 5	155
Families below 150% Federal Poverty Level.....	897
Families below 185% Federal Poverty Level.....	1,251
Families below 185% Federal Poverty Level with related children younger than age 5	362
Families with female householder (<i>no husband present</i>)	583
Families with female householder (<i>no husband present</i>) below poverty level with related children younger than age 5.....	91
Grandparents responsible for grandchild younger than age 18.....	158
Percentage of high school graduates and higher	69.1
Language spoken at home other than English	
Spanish	487
Indo-European languages	126
Asian and Pacific Island languages	41
All other languages	29

OFFICE OF ECONOMIC AND DEMOGRAPHIC RESEARCH, THE FLORIDA LEGISLATURE*

County population	13,439
Number of children in the county population.....	3,365
Number of children in the county population younger than age 5	802
Number of minority children in the county population younger than age 5 ...	135

	2001	2003	2005
--	-------------	-------------	-------------

CHILD CARE FOOD PROGRAM			
Number of participating child care centers and homes	3	4	4

GOLD SEAL ACCREDITATION			
Number of child care centers and homes meeting state accrediting standards	0	3	3

DIRECTOR CREDENTIAL			
Number of credentials awarded.....	3	6	1

TITLE XXI CHILDREN'S MEDICAL SERVICES NETWORK			
Number of enrolled children (<i>birth to 18 years</i>) with special health care needs from low-income families	4	10	11

WIC			
Infants (<i>birth to less than 12 months</i>) receiving nutritional services.....	156	127	152
Children (<i>1 to 5 years</i>) receiving nutritional services.....	358	252	293

EARLY STEPS			
Children (<i>birth to 36 months</i>) receiving early intervention infant/toddler services.....	17	20	22

PRE-K DISABILITIES			
Children (<i>37 months to 5 years</i>) receiving early intervention preschool age services.....	42	47	74

*2003 estimates

CLASSIFIED: RURAL

For the number of all persons living in poverty in the state, Calhoun County ranked a high 8th of 67 counties (20%) and for those younger than age 5 living in poverty, the county again ranked among the highest at 10th in the state with 30.2% of all young children living in poverty (Census, 2000). Families in the county earned well below the state median household income of \$38,819 per year in 2000. In addition, the most requested type of child care arrangements made by Calhoun families in 2005 was for full time care, which involves 30 or more hours per week.

T.E.A.C.H. Teacher Education And Compensation Helps

	2001	2003	2005
Number of scholarships awarded	4	0	2
Number of scholarships by training institution			
<i>Chipola College</i>	2	0	2
<i>Gulf Coast Community College</i>	1	0	0
<i>Kids Incorporated of the Big Bend</i>	0	0	0
<i>Tallahassee Community College</i>	1	0	0
Number of scholarships by recipient's affiliation			
<i>Non-profit</i>	0	0	0
<i>For profit</i>	1	0	2
<i>Head Start</i>	1	0	0
<i>Public</i>	0	0	0
<i>Faith-based</i>	2	0	0

FAMILY REQUESTS FOR SERVICES

	2001	2003	2005
Requests for Child Care Referrals	97	128	263
Requests for Other Information and/or Services	1,748	2,877	2,468
Full Time: (more than 30 hours a week)	81	152	538
Part Time: (30 hours or less a week)	6	18	85
Odd Hour Care: (includes evening, weekend and overnight care)	3	2	6
Infant Care: (6 weeks to 12 months)	18	31	26
1-year-olds: (12 months to 24 months)	21	28	43
2-year-olds: (24 months to 36 months)	29	20	40
3-year-olds: (36 months to 48 months)	21	27	30
4-year-olds: (48 months to 60 months)	14	16	29
5-year-olds: (not in Kindergarten)	14	21	22
School-age: (Kindergarten through elementary school)	28	64	111



AFFORDABILITY*

	2001	2003	2005
CHILD CARE CENTERS			
Birth-12 months	\$75	\$92	\$105
1-year-olds	\$75	\$85	\$100
2-year-olds	\$75	\$84	\$100
3-year-olds	\$65	\$75	\$90
4-year-olds	\$65	\$70	\$90
Elementary school-age	\$85	\$85	\$80
LICENSED FAMILY CHILD CARE HOMES			
Birth-12 months	\$92	<i>n/a</i>	\$125
1-year-olds	\$85	<i>n/a</i>	\$100
2-year-olds	\$84	<i>n/a</i>	\$100
3-year-olds	\$75	<i>n/a</i>	\$90
4-year-olds	\$56	<i>n/a</i>	\$80
Elementary school-age	\$56	<i>n/a</i>	\$75
REGISTERED FAMILY CHILD CARE HOMES			
Birth-12 months	\$78	\$75	\$90
1-year-olds	\$75	\$75	\$75
2-year-olds	\$75	\$75	\$80
3-year-olds	\$65	\$75	\$75
4-year-olds	\$65	\$75	\$75
Elementary school-age	\$65	\$70	\$75

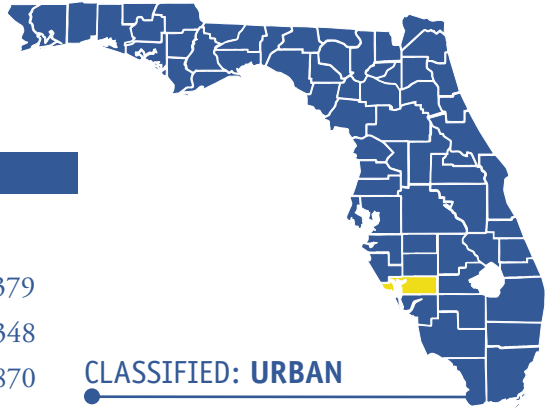
*Cost of child care 75th percentile by age group full time per week

A family of four in Calhoun County with a gross income of \$38,700 (200% of Federal Poverty Level), would spend 25% of their income on child care for an infant and a 3-year-old in a child care center.

AVAILABILITY

	2001		2003		2005	
	# of Programs	Capacity	# of Programs	Capacity	# of Programs	Capacity
Licensed Programs (total)	5	157	8	325	7	227
Secular Centers	4	147	6	284	5	186
Faith-Based Centers	0	0	1	31	1	31
School-Age Only	0	0	0	0	0	0
Family Child Care Homes (FCCH)	1	10	1	10	1	10
Large FCCH	0	0	0	0	0	0
Exempt Programs (total)	12	225	10	203	8	173
Secular Centers	0	0	0	0	0	0
Faith-Based Centers	1	70	1	55	1	55
School-Age Only	0	0	0	0	0	0
Registered FCCH	8	80	7	70	6	60
Pre-K Early Intervention Only	3	75	<i>n/a</i>	<i>n/a</i>	<i>n/a</i>	<i>n/a</i>
School-Based Pre-K	<i>n/a</i>	<i>n/a</i>	2	78	1	58
Head Start Programs (total)	1	20	1	20	1	20
Head Start	1	20	1	20	1	20
Early Head Start	0	0	<i>n/a</i>	<i>n/a</i>	<i>n/a</i>	<i>n/a</i>
TOTAL	18	402	19	548	16	420

CHARLOTTE



COUNTY PROFILE

UNITED STATES CENSUS BUREAU (2000)

Median household income	\$36,379
Family households with related children younger than age 18	12,348
Family households with related children younger than age 5	3,870
Family households below poverty level with related children younger than age 5	661
Families below 150% Federal Poverty Level.....	5,007
Families below 185% Federal Poverty Level.....	7,476
Families below 185% Federal Poverty Level with related children younger than age 5	15,558
Families with female householder (<i>no husband present</i>)	4,401
Families with female householder (<i>no husband present</i>) below poverty level with related children younger than age 5.....	351
Grandparents responsible for grandchild younger than age 18.....	838
Percentage of high school graduates and higher	82.1
Language spoken at home other than English	
Spanish	4,011
Indo-European languages	5,842
Asian and Pacific Island languages	865
All other languages	541

OFFICE OF ECONOMIC AND DEMOGRAPHIC RESEARCH, THE FLORIDA LEGISLATURE*

County population	151,994
Number of children in the county population.....	25,131
Number of children in the county population younger than age 5	5,615
Number of minority children in the county population younger than age 5 ...	539

	2001	2003	2005
--	-------------	-------------	-------------

CHILD CARE FOOD PROGRAM			
Number of participating child care centers and homes	26	30	26

GOLD SEAL ACCREDITATION			
Number of child care centers and homes meeting state accrediting standards	4	9	10

DIRECTOR CREDENTIAL			
Number of credentials awarded.....	11	29	9

TITLE XXI CHILDREN'S MEDICAL SERVICES NETWORK			
Number of enrolled children (<i>birth to 18 years</i>) with special health care needs from low-income families	26	29	44

WIC			
Infants (<i>birth to less than 12 months</i>) receiving nutritional services.....	679	679	651
Children (<i>1 to 5 years</i>) receiving nutritional services.....	1,181	1,183	992

EARLY STEPS			
Children (<i>birth to 36 months</i>) receiving early intervention infant/toddler services.....	218	285	334

PRE-K DISABILITIES			
Children (<i>37 months to 5 years</i>) receiving early intervention preschool age services.....	134	140	129

*2003 estimates

CLASSIFIED: URBAN

According to the most recent Census data, Charlotte County ranked 416th of the 500 largest public school districts in the United States (2000). For the number of all persons living in poverty in the state, Charlotte County ranked a low 63rd of 67 counties with 8.2% of the county population in such circumstances. For those younger than age 5 living in poverty, Charlotte County ranked 46th in the state with 17.4% of all young children living in poverty (Census, 2000). In 2000, the majority of residents (82.1%) in this county earned high school diplomas or higher educations.

T.E.A.C.H.

Teacher Education And Compensation Helps

	2001	2003	2005
Number of scholarships awarded	1	0	10
Number of scholarships by training institution			
<i>Council for Professional Recognition</i>	0	0	1
<i>Edison Community College</i>	0	0	9
<i>Manatee Community College</i>	1	0	0
Number of scholarships by recipient's affiliation			
<i>Non-profit</i>	0	0	1
<i>For profit</i>	0	0	5
<i>Head Start</i>	1	0	0
<i>Public</i>	0	0	0
<i>Faith-based</i>	0	0	4

FAMILY REQUESTS FOR SERVICES

	2001	2003	2005
Requests for Child Care Referrals	880	712	583
Requests for Other Information and/or Services	312	164	66
Full Time: (more than 30 hours a week)	703	915	657
Part Time: (30 hours or less a week)	364	274	150
Odd Hour Care: (includes evening, weekend and overnight care)	122	238	199
Infant Care: (6 weeks to 12 months)	162	151	120
1-year-olds: (12 months to 24 months)	145	156	120
2-year-olds: (24 months to 36 months)	142	133	126
3-year-olds: (36 months to 48 months)	139	124	113
4-year-olds: (48 months to 60 months)	110	97	79
5-year-olds: (not in Kindergarten)	110	71	73
School-age: (Kindergarten through elementary school)	358	260	182



AFFORDABILITY*

CHILD CARE CENTERS	2001	2003	2005
Birth-12 months	\$120	\$120	\$130
1-year-olds	\$98	\$110	\$115
2-year-olds	\$90	\$100	\$110
3-year-olds	\$90	\$97	\$103
4-year-olds	\$87	\$97	\$100
Elementary school-age	\$80	\$85	\$90
LICENSED FAMILY CHILD CARE HOMES	2001	2003	2005
Birth-12 months	\$95	\$105	\$125
1-year-olds	\$90	\$95	\$115
2-year-olds	\$90	\$95	\$110
3-year-olds	\$85	\$95	\$110
4-year-olds	\$85	\$95	\$105
Elementary school-age	\$77	\$85	\$100
REGISTERED FAMILY CHILD CARE HOMES	2001	2003	2005
Birth-12 months	\$90	\$100	\$120
1-year-olds	\$85	\$90	\$110
2-year-olds	\$85	\$90	\$110
3-year-olds	\$80	\$85	\$105
4-year-olds	\$80	\$85	\$90
Elementary school-age	\$75	\$80	\$90

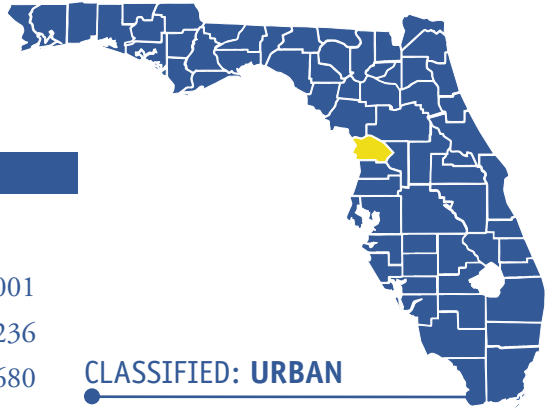
*Cost of child care 75th percentile by age group full time per week

A family of four in Charlotte County with a gross income of \$38,700 (200% of Federal Poverty Level), would spend 30% of their income on child care for an infant and a 3-year-old in a child care center.

AVAILABILITY

	2001		2003		2005	
	# of Programs	Capacity	# of Programs	Capacity	# of Programs	Capacity
Licensed Programs (total)	65	3,484	74	3,386	77	3,005
Secular Centers	23	1,337	38	2,182	41	1,988
Faith-Based Centers	5	323	6	594	9	662
School-Age Only	15	1,634	5	490	2	230
Family Child Care Homes (FCCH)	21	178	25	120	25	125
Large FCCH	1	12	0	0	0	0
Exempt Programs (total)	38	1,229	30	935	13	703
Secular Centers	1	12	0	0	0	0
Faith-Based Centers	8	773	8	514	7	462
School-Age Only	3	160	4	269	4	232
Registered FCCH	16	130	18	152	2	9
Pre-K Early Intervention Only	10	154	n/a	n/a	n/a	n/a
School-Based Pre-K	n/a	n/a	0	0	0	0
Head Start Programs (total)	10	230	13	368	13	291
Head Start	10	230	13	368	11	250
Early Head Start	0	0	n/a	n/a	2	41
TOTAL	113	4,943	117	4,334	103	3,999

CITRUS



COUNTY PROFILE

UNITED STATES CENSUS BUREAU (2000)

Median household income	\$31,001
Family households with related children younger than age 18	11,236
Family households with related children younger than age 5	3,680
Family households below poverty level with related children younger than age 5	769
Families below 150% Federal Poverty Level.....	5,875
Families below 185% Federal Poverty Level.....	8,343
Families below 185% Federal Poverty Level with related children younger than age 5	1,652
Families with female householder (<i>no husband present</i>)	3,921
Families with female householder (<i>no husband present</i>) below poverty level with related children younger than age 5.....	386
Grandparents responsible for grandchild younger than age 18.....	868
Percentage of high school graduates and higher	78.3
Language spoken at home other than English	
Spanish	125,804
Indo-European languages	22,620
Asian and Pacific Island languages	4,798
All other languages	348

OFFICE OF ECONOMIC AND DEMOGRAPHIC RESEARCH, THE FLORIDA LEGISLATURE*

County population	125,804
Number of children in the county population.....	22,620
Number of children in the county population younger than age 5	4,798
Number of minority children in the county population younger than age 5 ...	348

CHILD CARE FOOD PROGRAM

	2001	2003	2005
Number of participating child care centers and homes	19	22	17

GOLD SEAL ACCREDITATION

Number of child care centers and homes meeting state accrediting standards	1	3	4
--	---	---	---

DIRECTOR CREDENTIAL

Number of credentials awarded.....	9	23	7
------------------------------------	---	----	---

TITLE XXI CHILDREN'S MEDICAL SERVICES NETWORK

Number of enrolled children (<i>birth to 18 years</i>) with special health care needs from low-income families	133	136	139
--	-----	-----	-----

WIC

Infants (<i>birth to less than 12 months</i>) receiving nutritional services.....	603	693	710
Children (<i>1 to 5 years</i>) receiving nutritional services.....	1,143	1,191	1,264

EARLY STEPS

Children (<i>birth to 36 months</i>) receiving early intervention infant/toddler services.....	109	83	92
--	-----	----	----

PRE-K DISABILITIES

Children (<i>37 months to 5 years</i>) receiving early intervention preschool age services.....	113	148	138
---	-----	-----	-----

*2003 estimates

CLASSIFIED: URBAN

In 2000, Citrus County ranked 486th of the 500 largest public school districts in the United States (2000). For the number of all persons living in poverty in the state, Citrus County ranked 42nd of 67 counties (11.7%) and for those younger than age 5 living in poverty, Citrus County ranked 32nd with 19.8% of all young children living in poverty (Census, 2000). In addition, almost 7,500 residents spoke a language at home other than English in 2000 (approximately 6% of the population).

T.E.A.C.H.

Teacher Education And Compensation Helps

	2001	2003	2005
Number of scholarships awarded	19	38	33

Number of scholarships by training institution


<i>Central Florida Community College</i>	18	13	10
<i>Central Florida Institute of Training</i>	n/a	0	5
<i>ChildCare Education Institute</i>	n/a	n/a	3
<i>Childhood Development Services, Inc.</i>	0	24	13
<i>Council for Professional Recognition</i>	1	0	0
<i>Withlacoochee Technical Institute</i>	0	1	2

Number of scholarships by recipient's affiliation

<i>Non-profit</i>	4	4	5
<i>For profit</i>	8	24	18
<i>Head Start</i>	3	1	2
<i>Public</i>	0	0	0
<i>Faith-based</i>	4	9	8

FAMILY REQUESTS FOR SERVICES

	2001	2003	2005
Requests for Child Care Referrals	665	291	380
Requests for Other Information and/or Services	190	2,007	2,356
Full Time: (more than 30 hours a week)	388	144	317
Part Time: (30 hours or less a week)	3	17	22
Odd Hour Care: (includes evening, weekend and overnight care)	9	55	306
Infant Care: (6 weeks to 12 months)	123	58	75
1-year-olds: (12 months to 24 months)	105	47	90
2-year-olds: (24 months to 36 months)	104	41	73
3-year-olds: (36 months to 48 months)	97	39	52
4-year-olds: (48 months to 60 months)	83	37	58
5-year-olds: (not in Kindergarten)	83	29	37
School-age: (Kindergarten through elementary school)	263	118	145



AFFORDABILITY*

CHILD CARE CENTERS	2001	2003	2005
Birth-12 months	\$100	\$100	\$110
1-year-olds	\$85	\$85	\$95
2-year-olds	\$80	\$80	\$90
3-year-olds	\$75	\$75	\$80
4-year-olds	\$75	\$75	\$80
Elementary school-age	\$70	\$70	\$75
LICENSED FAMILY CHILD CARE HOMES	2001	2003	2005
Birth-12 months	\$90	\$96	\$125
1-year-olds	\$90	\$88	\$120
2-year-olds	\$75	\$80	\$95
3-year-olds	\$75	\$80	\$95
4-year-olds	\$75	\$80	\$85
Elementary school-age	\$65	\$75	\$75
REGISTERED FAMILY CHILD CARE HOMES	2001	2003	2005
Birth-12 months	\$80	\$80	\$90
1-year-olds	\$80	\$80	\$80
2-year-olds	\$75	\$75	\$80
3-year-olds	\$75	\$75	\$80
4-year-olds	\$75	\$75	\$80
Elementary school-age	\$75	\$75	\$80

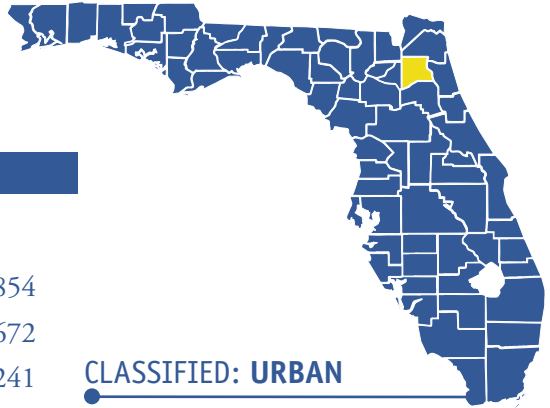
*Cost of child care 75th percentile by age group full time per week

A family of four in Citrus County with a gross income of \$38,700 (200% of Federal Poverty Level), would spend 24% of their income on child care for an infant and a 3-year-old in a child care center.

AVAILABILITY

	2001		2003		2005	
	# of Programs	Capacity	# of Programs	Capacity	# of Programs	Capacity
Licensed Programs (total)	37	1,974	39	1,913	39	2,079
Secular Centers	29	1,894	25	1,709	25	1,735
Faith-Based Centers	0	0	3	124	5	274
School-Age Only	0	0	0	0	0	0
Family Child Care Homes (FCCH)	8	80	11	80	9	70
Large FCCH	0	0	0	0	0	0
Exempt Programs (total)	64	1,972	45	1,794	44	1,748
Secular Centers	0	0	3	286	5	337
Faith-Based Centers	4	390	5	176	9	431
School-Age Only	13	1,135	10	999	7	610
Registered FCCH	30	240	18	160	12	100
Pre-K Early Intervention Only	17	162	n/a	n/a	n/a	n/a
School-Based Pre-K	n/a	n/a	9	173	11	270
Head Start Programs (total)	10	136	3	138	5	135
Head Start	7	112	3	138	4	112
Early Head Start	3	24	n/a	n/a	1	23
TOTAL	111	4,037	87	3,845	88	3,962

CLAY



COUNTY PROFILE

UNITED STATES CENSUS BUREAU (2000)

Median household income	\$48,854
Family households with related children younger than age 18	21,672
Family households with related children younger than age 5	7,241
Family households below poverty level with related children younger than age 5	649
Families below 150% Federal Poverty Level.....	4,112
Families below 185% Federal Poverty Level.....	6,073
Families below 185% Federal Poverty Level with related children younger than age 5	1,954
Families with female householder (<i>no husband present</i>)	5,278
Families with female householder (<i>no husband present</i>) below poverty level with related children younger than age 5.....	380
Grandparents responsible for grandchild younger than age 18.....	1,727
Percentage of high school graduates and higher	86.4
Language spoken at home other than English	
Spanish	5,467
Indo-European languages	2,276
Asian and Pacific Island languages	2,229
All other languages	208

OFFICE OF ECONOMIC AND DEMOGRAPHIC RESEARCH, THE FLORIDA LEGISLATURE*

County population	156,011
Number of children in the county population.....	46,550
Number of children in the county population younger than age 5	10,323
Number of minority children in the county population younger than age 5 ...	1,317

	2001	2003	2005
--	-------------	-------------	-------------

CHILD CARE FOOD PROGRAM			
Number of participating child care centers and homes	29	32	30

GOLD SEAL ACCREDITATION			
Number of child care centers and homes meeting state accrediting standards	9	22	20

DIRECTOR CREDENTIAL			
Number of credentials awarded.....	16	56	24

TITLE XXI CHILDREN'S MEDICAL SERVICES NETWORK			
Number of enrolled children (<i>birth to 18 years</i>) with special health care needs from low-income families	27	51	57

WIC			
Infants (<i>birth to less than 12 months</i>) receiving nutritional services.....	867	986	1,044
Children (<i>1 to 5 years</i>) receiving nutritional services.....	1,179	1,386	1,474

EARLY STEPS			
Children (<i>birth to 36 months</i>) receiving early intervention infant/toddler services.....	246	304	326

PRE-K DISABILITIES			
Children (<i>37 months to 5 years</i>) receiving early intervention preschool age services.....	276	345	366

*2003 estimates

CLASSIFIED: URBAN

According to 2000 Census data, Clay County ranked 210th of the 500 largest public school districts in the United States. Census data also revealed that for the number of all persons living in poverty in the state, Clay County ranked 67th of 67 counties with the lowest percentage of persons living in such circumstances (6.8%). For those younger than age 5 living in poverty, Clay County ranked 66th in the state with a low 10.5% of all young children living in poverty (Census, 2000). Finally, residents of Clay County earned more than the state median household income per year and over 86% of the population have earned high school diplomas or higher educations (Census, 2000).

T.E.A.C.H. Teacher Education And Compensation Helps

	2001	2003	2005
Number of scholarships awarded	8	20	29
Number of scholarships by training institution			
<i>Bradford Union Area Vocational Technical School</i>	0	1	0
<i>Episcopal Children's Services</i>	0	1	0
<i>First Coast Technical Institute</i>	4	17	28
<i>Florida Community College at Jacksonville</i>	2	0	0
<i>Sante Fe Community College</i>	1	0	0
<i>St. Johns River Community College</i>	1	1	1
Number of scholarships by recipient's affiliation			
<i>Non-profit</i>	0	4	12
<i>For profit</i>	4	11	13
<i>Head Start</i>	2	0	2
<i>Public</i>	0	0	0
<i>Faith-based</i>	2	5	2

FAMILY REQUESTS FOR SERVICES

	2001	2003	2005
Requests for Child Care Referrals	1,183	1,234	391
Requests for Other Information and/or Services	5,163	4,233	3,974
Full Time: (more than 30 hours a week)	1,136	1,316	568
Part Time: (30 hours or less a week)	28	61	46
Odd Hour Care: (includes evening, weekend and overnight care)	31	98	29
Infant Care: (6 weeks to 12 months)	232	261	93
1-year-olds: (12 months to 24 months)	201	225	88
2-year-olds: (24 months to 36 months)	212	242	82
3-year-olds: (36 months to 48 months)	246	259	90
4-year-olds: (48 months to 60 months)	160	270	76
5-year-olds: (not in Kindergarten)	160	138	42
School-age: (Kindergarten through elementary school)	447	554	158



AFFORDABILITY*

	2001	2003	2005
CHILD CARE CENTERS			
Birth-12 months	\$130	\$135	\$145
1-year-olds	\$115	\$120	\$125
2-year-olds	\$105	\$108	\$115
3-year-olds	\$99	\$105	\$110
4-year-olds	\$95	\$105	\$109
Elementary school-age	\$85	\$190	\$100
LICENSED FAMILY CHILD CARE HOMES			
Birth-12 months	\$110	\$110	\$130
1-year-olds	\$100	\$100	\$110
2-year-olds	\$95	\$95	\$100
3-year-olds	\$90	\$90	\$95
4-year-olds	\$85	\$85	\$90
Elementary school-age	\$75	\$80	\$80
REGISTERED FAMILY CHILD CARE HOMES			
Birth-12 months	\$90	<i>n/a</i>	<i>n/a</i>
1-year-olds	\$85	<i>n/a</i>	<i>n/a</i>
2-year-olds	\$85	<i>n/a</i>	<i>n/a</i>
3-year-olds	\$80	<i>n/a</i>	<i>n/a</i>
4-year-olds	\$80	<i>n/a</i>	<i>n/a</i>
Elementary school-age	\$65	<i>n/a</i>	<i>n/a</i>

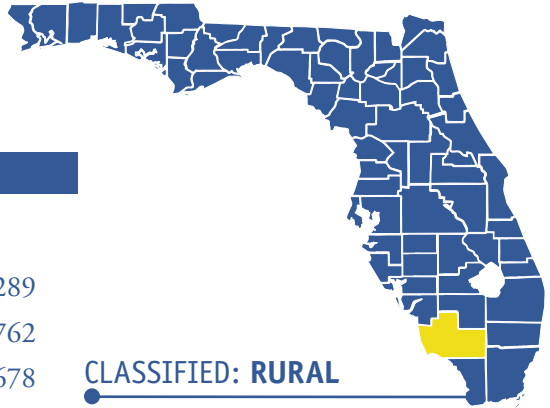
*Cost of child care 75th percentile by age group full time per week

A family of four in Clay County with a gross income of \$38,700 (200% of Federal Poverty Level), would spend 32% of their income on child care for an infant and a 3-year-old in a child care center.

AVAILABILITY

	2001		2003		2005	
	# of Programs	Capacity	# of Programs	Capacity	# of Programs	Capacity
Licensed Programs (total)	136	5,766	79	4,204	114	5,031
Secular Centers	85	5,459	56	3,978	62	4,763
Faith-Based Centers	0	0	2	120	2	120
School-Age Only	0	0	0	0	0	0
Family Child Care Homes (FCCH)	51	307	21	106	50	148
Large FCCH	0	0	0	0	0	0
Exempt Programs (total)	34	720	11	529	19	688
Secular Centers	0	0	4	283	5	354
Faith-Based Centers	11	429	2	126	1	59
School-Age Only	0	0	0	0	0	0
Registered FCCH	13	101	<i>n/a</i>	<i>n/a</i>	1	10
Pre-K Early Intervention Only	10	190	<i>n/a</i>	<i>n/a</i>	<i>n/a</i>	<i>n/a</i>
School-Based Pre-K	<i>n/a</i>	<i>n/a</i>	5	120	12	265
Head Start Programs (total)	5	150	4	97	4	131
Head Start	5	150	4	97	4	131
Early Head Start	0	0	<i>n/a</i>	<i>n/a</i>	<i>n/a</i>	<i>n/a</i>
TOTAL	175	6,636	94	4,830	137	5,850

COLLIER



CLASSIFIED: RURAL

According to Census data in 2003, Collier County ranked 63rd of the 100 fastest growing counties in the United States and ranked 164th in the 500 largest public school districts (2000). For the number of all persons living in poverty in the state, Collier County ranked 48th of 67 counties (10.3%) and for those younger than age 5 living in poverty, Collier County ranked 40th with 18.4% of all young children living in poverty (Census, 2000). In addition, more than 20% of Collier residents spoke a language other than English in their homes in 2000 (59,664 persons).

T.E.A.C.H. Teacher Education And Compensation Helps

	2001	2003	2005
Number of scholarships awarded	32	35	75
Number of scholarships by training institution			
<i>Central Florida Institute of Training</i>	<i>n/a</i>	0	13
<i>Child Care of Southwest Florida</i>	0	0	5
<i>ChildCare Education Institute</i>	<i>n/a</i>	<i>n/a</i>	2
<i>Council for Professional Recognition</i>	1	4	0
<i>Edison Community College</i>	21	25	46
<i>Lorenzo Walker Technical Institute</i>	10	6	6
<i>Tallahassee Community College</i>	0	0	3
Number of scholarships by recipient's affiliation			
<i>Non-profit</i>	6	10	13
<i>For profit</i>	3	0	7
<i>Head Start</i>	8	16	37
<i>Public</i>	0	0	0
<i>Faith-based</i>	5	9	18

COUNTY PROFILE

UNITED STATES CENSUS BUREAU (2000)

Median household income	\$48,289
Family households with related children younger than age 18	25,762
Family households with related children younger than age 5	10,678
Family households below poverty level with related children younger than age 5	1,813
Families below 150% Federal Poverty Level.....	8,645
Families below 185% Federal Poverty Level.....	11,882
Families below 185% Federal Poverty Level with related children younger than age 5	4,130
Families with female householder (<i>no husband present</i>)	7,566
Families with female householder (<i>no husband present</i>) below poverty level with related children younger than age 5.....	743
Grandparents responsible for grandchild younger than age 18.....	1,346
Percentage of high school graduates and higher	81.8
Language spoken at home other than English	
Spanish	42,158
Indo-European languages	15,794
Asian and Pacific Island languages	749
All other languages	963

OFFICE OF ECONOMIC AND DEMOGRAPHIC RESEARCH, THE FLORIDA LEGISLATURE*

County population	292,466
Number of children in the county population.....	62,307
Number of children in the county population younger than age 5	15,550
Number of minority children in the county population younger than age 5 ...	1,946

	2001	2003	2005
CHILD CARE FOOD PROGRAM			
Number of participating child care centers and homes	62	68	66

	2001	2003	2005
GOLD SEAL ACCREDITATION			
Number of child care centers and homes meeting state accrediting standards	8	28	28

	2001	2003	2005
DIRECTOR CREDENTIAL			
Number of credentials awarded.....	11	64	31

	2001	2003	2005
TITLE XXI CHILDREN'S MEDICAL SERVICES NETWORK			
Number of enrolled children (<i>birth to 18 years</i>) with special health care needs from low-income families	186	274	262

	2001	2003	2005
WIC			
Infants (<i>birth to less than 12 months</i>) receiving nutritional services.....	2,235	2,381	2,484
Children (<i>1 to 5 years</i>) receiving nutritional services.....	3,648	4,508	4,738

	2001	2003	2005
EARLY STEPS			
Children (<i>birth to 36 months</i>) receiving early intervention infant/toddler services.....	440	494	532

	2001	2003	2005
PRE-K DISABILITIES			
Children (<i>37 months to 5 years</i>) receiving early intervention preschool age services.....	280	416	379

*2003 estimates

FAMILY REQUESTS FOR SERVICES

	2001	2003	2005
Requests for Child Care Referrals	1,772	2,693	2,131
Requests for Other Information and/or Services	1,046	1,564	944
Full Time: (more than 30 hours a week)	1,195	2,459	2,017
Part Time: (30 hours or less a week)	145	163	183
Odd Hour Care: (includes evening, weekend and overnight care)	140	180	150
Infant Care: (6 weeks to 12 months)	382	498	427
1-year-olds: (12 months to 24 months)	330	489	426
2-year-olds: (24 months to 36 months)	341	479	354
3-year-olds: (36 months to 48 months)	285	465	410
4-year-olds: (48 months to 60 months)	184	417	293
5-year-olds: (not in Kindergarten)	185	246	184
School-age: (Kindergarten through elementary school)	525	804	523



AFFORDABILITY*

CHILD CARE CENTERS	2001	2003	2005
Birth-12 months	\$130	\$145	\$155
1-year-olds	\$108	\$120	\$135
2-year-olds	\$105	\$110	\$122
3-year-olds	\$100	\$108	\$119
4-year-olds	\$100	\$110	\$119
Elementary school-age	\$85	\$95	\$100
LICENSED FAMILY CHILD CARE HOMES	2001	2003	2005
Birth-12 months	\$100	\$100	\$100
1-year-olds	\$100	\$100	\$100
2-year-olds	\$100	\$100	\$100
3-year-olds	\$100	\$100	\$100
4-year-olds	\$100	\$100	\$100
Elementary school-age	\$100	\$100	\$100
REGISTERED FAMILY CHILD CARE HOMES	2001	2003	2005
Birth-12 months	\$100	\$115	\$120
1-year-olds	\$100	\$100	\$100
2-year-olds	\$95	\$100	\$100
3-year-olds	\$95	\$100	\$100
4-year-olds	\$90	\$100	\$100
Elementary school-age	\$85	\$90	\$100

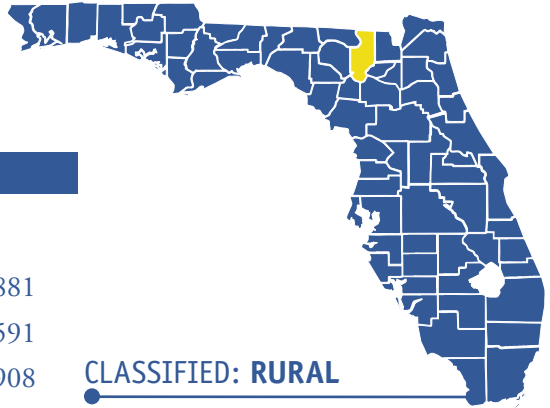
*Cost of child care 75th percentile by age group full time per week

A family of four in Collier County with a gross income of \$38,700 (200% of Federal Poverty Level), would spend 35% of their income on child care for an infant and a 3-year-old in a child care center.

AVAILABILITY

	2001		2003		2005	
	# of Programs	Capacity	# of Programs	Capacity	# of Programs	Capacity
Licensed Programs (total)	127	9,323	169	10,235	160	1,0312
Secular Centers	40	4,138	64	4,429	45	3,554
Faith-Based Centers	13	1,382	18	1,417	18	1,464
School-Age Only	28	3,343	29	3,851	37	4,738
Family Child Care Homes (FCCH)	46	460	58	538	57	520
Large FCCH	0	0	0	0	3	36
Exempt Programs (total)	117	2,347	80	2,264	73	2146
Secular Centers	0	0	2	140	0	0
Faith-Based Centers	11	965	12	1,007	13	1,132
School-Age Only	4	370	6	547	6	502
Registered FCCH	58	580	60	570	54	512
Pre-K Early Intervention Only	44	432	n/a	n/a	n/a	n/a
School-Based Pre-K	n/a	n/a	0	0	0	0
Head Start Programs (total)	45	445	14	573	13	441
Head Start	44	413	14	573	12	413
Early Head Start	1	32	n/a	n/a	1	28
TOTAL	289	12,115	263	13,072	246	12,899

COLUMBIA



COUNTY PROFILE

UNITED STATES CENSUS BUREAU (2000)

Median household income	\$30,881
Family households with related children younger than age 18	7,591
Family households with related children younger than age 5	2,908
Family households below poverty level with related children younger than age 5	568
Families below 150% Federal Poverty Level.....	3,770
Families below 185% Federal Poverty Level.....	4,816
Families below 185% Federal Poverty Level with related children younger than age 5	1,488
Families with female householder (<i>no husband present</i>)	2,768
Families with female householder (<i>no husband present</i>) below poverty level with related children younger than age 5.....	345
Grandparents responsible for grandchild younger than age 18.....	907
Percentage of high school graduates and higher	74.7
Language spoken at home other than English	
Spanish	1,640
Indo-European languages	702
Asian and Pacific Island languages	263
All other languages	78

OFFICE OF ECONOMIC AND DEMOGRAPHIC RESEARCH, THE FLORIDA LEGISLATURE*

County population	58,890
Number of children in the county population.....	15,683
Number of children in the county population younger than age 5	3,677
Number of minority children in the county population younger than age 5 ...	798

	2001	2003	2005
--	-------------	-------------	-------------

CHILD CARE FOOD PROGRAM			
Number of participating child care centers and homes	16	18	22

GOLD SEAL ACCREDITATION			
Number of child care centers and homes meeting state accrediting standards	3	15	17

DIRECTOR CREDENTIAL			
Number of credentials awarded.....	2	33	5

TITLE XXI CHILDREN'S MEDICAL SERVICES NETWORK			
Number of enrolled children (<i>birth to 18 years</i>) with special health care needs from low-income families	56	65	63

WIC			
Infants (<i>birth to less than 12 months</i>) receiving nutritional services.....	588	448	481
Children (<i>1 to 5 years</i>) receiving nutritional services.....	879	960	915

EARLY STEPS			
Children (<i>birth to 36 months</i>) receiving early intervention infant/toddler services.....	112	127	126

PRE-K DISABILITIES			
Children (<i>37 months to 5 years</i>) receiving early intervention preschool age services.....	121	138	164

*2003 estimates

CLASSIFIED: RURAL

For the number of all persons living in poverty in the state, Columbia County ranked 28th of 67 counties with 15% of the county population living in such circumstances in 2000. Further, for those younger than age 5 living in poverty, Columbia County ranked 35th in the state with 19.4% of all young children living in poverty (Census, 2000). In addition, there were almost 5,000 families in Columbia County living at or below 185% of the Federal Poverty Level, with almost 1,500 of these families having children younger than 5 years (Census, 2000).


T.E.A.C.H.

Teacher Education And Compensation Helps

	2001	2003	2005
Number of scholarships awarded	4	0	19
Number of scholarships by training institution			
<i>Child Care Resources, Inc.</i>	0	0	0
<i>Council for Professional Recognition</i>	0	0	0
<i>Lake City Community College</i>	2	0	14
<i>Santa Fe Community College</i>	2	0	0
<i>Suwannee Valley 4C</i>	0	0	5
Number of scholarships by recipient's affiliation			
<i>Non-profit</i>	0	0	3
<i>For profit</i>	3	0	15
<i>Head Start</i>	1	0	1
<i>Public</i>	0	0	0
<i>Faith-based</i>	0	0	0

FAMILY REQUESTS FOR SERVICES

	2001	2003	2005
Requests for Child Care Referrals	815	846	428
Requests for Other Information and/or Services	1,839	476	368
Full Time: (more than 30 hours a week)	139	557	489
Part Time: (30 hours or less a week)	13	46	37
Odd Hour Care: (includes evening, weekend and overnight care)	110	118	91
Infant Care: (6 weeks to 12 months)	159	170	106
1-year-olds: (12 months to 24 months)	152	180	94
2-year-olds: (24 months to 36 months)	128	152	97
3-year-olds: (36 months to 48 months)	153	161	94
4-year-olds: (48 months to 60 months)	112	125	89
5-year-olds: (not in Kindergarten)	112	111	54
School-age: (Kindergarten through elementary school)	307	430	195



AFFORDABILITY*

CHILD CARE CENTERS	2001	2003	2005
Birth-12 months	\$95	\$95	\$100
1-year-olds	\$85	\$85	\$90
2-year-olds	\$80	\$80	\$80
3-year-olds	\$75	\$75	\$80
4-year-olds	\$75	\$75	\$77
Elementary school-age	\$70	\$73	\$75
LICENSED FAMILY CHILD CARE HOMES	2001	2003	2005
Birth-12 months	\$90	\$90	\$95
1-year-olds	\$85	\$90	\$90
2-year-olds	\$90	\$80	\$90
3-year-olds	\$75	\$75	\$84
4-year-olds	\$75	\$75	\$84
Elementary school-age	\$65	\$65	\$75
REGISTERED FAMILY CHILD CARE HOMES	2001	2003	2005
Birth-12 months	\$80	\$85	\$90
1-year-olds	\$75	\$85	\$85
2-year-olds	\$75	\$80	\$85
3-year-olds	\$75	\$75	\$80
4-year-olds	\$75	\$75	\$80
Elementary school-age	\$75	\$75	\$75

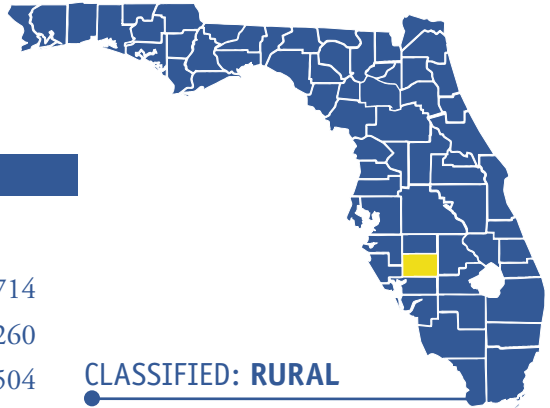
*Cost of child care 75th percentile by age group full time per week

A family of four in Columbia County with a gross income of \$38,700 (200% of Federal Poverty Level), would spend 23% of their income on child care for an infant and a 3-year-old in a child care center.

AVAILABILITY

	2001		2003		2005	
	# of Programs	Capacity	# of Programs	Capacity	# of Programs	Capacity
Licensed Programs (total)	38	2,643	36	2,079	38	2,218
Secular Centers	35	2,613	25	1,977	25	2,116
Faith-Based Centers	0	0	0	0	0	0
School-Age Only	0	0	0	0	0	0
Family Child Care Homes (FCCH)	3	30	11	102	12	90
Large FCCH	0	0	0	0	1	12
Exempt Programs (total)	48	629	44	779	44	774
Secular Centers	0	0	4	74	3	67
Faith-Based Centers	3	59	2	74	4	70
School-Age Only	2	190	4	310	5	320
Registered FCCH	41	360	32	290	30	286
Pre-K Early Intervention Only	2	20	n/a	n/a	n/a	n/a
School-Based Pre-K	n/a	n/a	2	31	2	31
Head Start Programs (total)	8	188	2	237	2	206
Head Start	7	160	2	237	1	159
Early Head Start	1	28	n/a	n/a	1	47
TOTAL	94	3,460	82	3,095	84	3,198

DESOTO



COUNTY PROFILE

UNITED STATES CENSUS BUREAU (2000)

Median household income	\$30,714
Family households with related children younger than age 18	3,260
Family households with related children younger than age 5	1,504
Family households below poverty level with related children younger than age 5	493
Families below 150% Federal Poverty Level.....	1,925
Families below 185% Federal Poverty Level.....	2,596
Families below 185% Federal Poverty Level with related children younger than age 5	964
Families with female householder (<i>no husband present</i>)	972
Families with female householder (<i>no husband present</i>) below poverty level with related children younger than age 5.....	211
Grandparents responsible for grandchild younger than age 18.....	346
Percentage of high school graduates and higher	63.5
Language spoken at home other than English	
Spanish	6,693
Indo-European languages	511
Asian and Pacific Island languages	60
All other languages	59

OFFICE OF ECONOMIC AND DEMOGRAPHIC RESEARCH, THE FLORIDA LEGISLATURE*

County population	33,713
Number of children in the county population.....	8,306
Number of children in the county population younger than age 5	1,881
Number of minority children in the county population younger than age 5 ...	322

	2001	2003	2005
--	-------------	-------------	-------------

CHILD CARE FOOD PROGRAM			
Number of participating child care centers and homes	14	14	11

GOLD SEAL ACCREDITATION			
Number of child care centers and homes meeting state accrediting standards	2	4	4

DIRECTOR CREDENTIAL			
Number of credentials awarded.....	7	16	4

TITLE XXI CHILDREN'S MEDICAL SERVICES NETWORK			
Number of enrolled children (<i>birth to 18 years</i>) with special health care needs from low-income families	12	14	11

WIC			
Infants (<i>birth to less than 12 months</i>) receiving nutritional services.....	417	408	408
Children (<i>1 to 5 years</i>) receiving nutritional services.....	920	956	879

EARLY STEPS			
Children (<i>birth to 36 months</i>) receiving early intervention infant/toddler services.....	91	118	137

PRE-K DISABILITIES			
Children (<i>37 months to 5 years</i>) receiving early intervention preschool age services.....	47	65	54

*2003 estimates

CLASSIFIED: RURAL

In DeSoto County, approximately 22% of the population spoke a language other than English in their homes according to 2000 and 2003 Census data.. Further, the county ranked a high 4th in the number of all persons living in poverty in the state with 23.6% as compared to the state percentage of 12.5% of all persons living in Florida (Census, 2000). The county also ranked 2nd of 67 counties for having among the largest populations of children younger than 5 years living in poverty in the county (36.5%).

T.E.A.C.H. Teacher Education And Compensation Helps

	2001	2003	2005
Number of scholarships awarded	18	12	7
Number of scholarships by training institution			
<i>Council for Professional Recognition</i>	0	0	4
<i>Edison Community College</i>	0	1	0
<i>South Florida Community College</i>	18	11	3
Number of scholarships by recipient's affiliation			
<i>Non-profit</i>	0	0	0
<i>For profit</i>	2	2	0
<i>Head Start</i>	16	10	7
<i>Public</i>	0	0	0
<i>Faith-based</i>	0	0	0

FAMILY REQUESTS FOR SERVICES

	2001	2003	2005
Requests for Child Care Referrals	84	113	121
Requests for Other Information and/or Services	716	545	246
Full Time: (more than 30 hours a week)	62	119	115
Part Time: (30 hours or less a week)	9	4	3
Odd Hour Care: (includes evening, weekend and overnight care)	8	26	5
Infant Care: (6 weeks to 12 months)	25	27	29
1-year-olds: (12 months to 24 months)	18	26	27
2-year-olds: (24 months to 36 months)	27	30	25
3-year-olds: (36 months to 48 months)	18	25	26
4-year-olds: (48 months to 60 months)	13	19	26
5-year-olds: (not in Kindergarten)	14	11	16
School-age: (Kindergarten through elementary school)	23	38	50



AFFORDABILITY*

CHILD CARE CENTERS	2001	2003	2005
Birth-12 months	\$110	\$120	\$100
1-year-olds	\$98	\$110	\$95
2-year-olds	\$90	\$100	\$85
3-year-olds	\$85	\$95	\$80
4-year-olds	\$85	\$90	\$80
Elementary school-age	\$75	\$85	\$75
LICENSED FAMILY CHILD CARE HOMES	2001	2003	2005
Birth-12 months	\$100	\$105	\$105
1-year-olds	\$100	\$100	\$95
2-year-olds	\$100	\$95	\$85
3-year-olds	\$85	\$95	\$85
4-year-olds	\$90	\$95	\$95
Elementary school-age	\$85	\$85	\$85
REGISTERED FAMILY CHILD CARE HOMES	2001	2003	2005
Birth-12 months	\$90	\$95	\$90
1-year-olds	\$85	\$85	\$80
2-year-olds	\$80	\$85	\$85
3-year-olds	\$80	\$80	\$85
4-year-olds	\$75	\$80	\$85
Elementary school-age	\$70	\$70	\$70

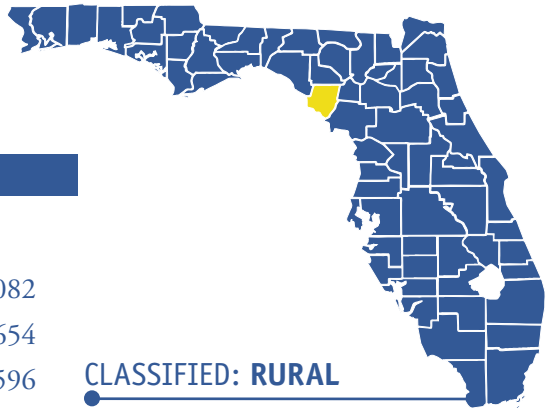
*Cost of child care 75th percentile by age group full time per week

A family of four in DeSoto County with a gross income of \$38,700 (200% of Federal Poverty Level), would spend 23% of their income on child care for an infant and a 3-year-old in a child care center.

AVAILABILITY

	2001		2003		2005	
	# of Programs	Capacity	# of Programs	Capacity	# of Programs	Capacity
Licensed Programs (total)	18	830	18	720	18	740
Secular Centers	10	682	9	543	10	588
Faith-Based Centers	2	88	2	88	2	73
School-Age Only	0	0	1	29	1	29
Family Child Care Homes (FCCH)	6	60	6	60	5	50
Large FCCH	0	0	0	0	0	0
Exempt Programs (total)	17	329	7	306	5	296
Secular Centers	0	0	0	0	0	0
Faith-Based Centers	2	175	2	146	2	146
School-Age Only	0	0	0	0	0	0
Registered FCCH	7	66	4	30	2	20
Pre-K Early Intervention Only	8	88	n/a	n/a	n/a	n/a
School-Based Pre-K	n/a	n/a	1	130	1	130
Head Start Programs (total)	10	124	n/a	n/a	3	135
Head Start	7	88	n/a	n/a	1	81
Early Head Start	3	36	n/a	n/a	2	54
TOTAL	45	1,283	25	1,026	26	1,171

DIXIE



COUNTY PROFILE

UNITED STATES CENSUS BUREAU (2000)

Median household income	\$26,082
Family households with related children younger than age 18	1,654
Family households with related children younger than age 5	596
Family households below poverty level with related children younger than age 5	117
Families below 150% Federal Poverty Level.....	1,020
Families below 185% Federal Poverty Level.....	1,384
Families below 185% Federal Poverty Level with related children younger than age 5	380
Families with female householder (<i>no husband present</i>)	522
Families with female householder (<i>no husband present</i>) below poverty level with related children younger than age 5.....	71
Grandparents responsible for grandchild younger than age 18.....	208
Percentage of high school graduates and higher	65.9
Language spoken at home other than English	
Spanish	282
Indo-European languages	234
Asian and Pacific Island languages	32
All other languages	30

OFFICE OF ECONOMIC AND DEMOGRAPHIC RESEARCH, THE FLORIDA LEGISLATURE*

County population	14,688
Number of children in the county population.....	3,409
Number of children in the county population younger than age 5	809
Number of minority children in the county population younger than age 5 ...	93

2001 2003 2005

CHILD CARE FOOD PROGRAM

Number of participating child care centers and homes	4	3	2
--	---	---	---

GOLD SEAL ACCREDITATION

Number of child care centers and homes meeting state accrediting standards	1	2	2
--	---	---	---

DIRECTOR CREDENTIAL

Number of credentials awarded.....	0	3	3
------------------------------------	---	---	---

TITLE XXI CHILDREN'S MEDICAL SERVICES NETWORK

Number of enrolled children (<i>birth to 18 years</i>) with special health care needs from low-income families	30	25	20
--	----	----	----

WIC

Infants (<i>birth to less than 12 months</i>) receiving nutritional services.....	125	93	85
Children (<i>1 to 5 years</i>) receiving nutritional services.....	197	228	249

EARLY STEPS

Children (<i>birth to 36 months</i>) receiving early intervention infant/toddler services.....	20	17	14
--	----	----	----

PRE-K DISABILITIES

Children (<i>37 months to 5 years</i>) receiving early intervention preschool age services.....	80	65	47
---	----	----	----

*2003 estimates

CLASSIFIED: RURAL

For the number of all persons living in poverty in the state, Dixie County ranked 12th of 67 counties (19.1%) and for those younger than age 5 living in poverty, Dixie County ranked 39th in the state with 18.7% of all young children living in poverty (Census, 2000). Among one of the smallest counties in the state (e.g., population), residents in households of Dixie County earned approximately \$13,000 less per year than the state median household income of \$38,819 according to 2000 Census data. In addition, nearly 1,400 families lived at or below 185% of the Federal Poverty Level in 2000.

T.E.A.C.H.

Teacher Education And Compensation Helps

	2001	2003	2005
Number of scholarships awarded	4	5	6
Number of scholarships by training institution			
<i>Central Florida Community College</i>	2	3	2
<i>Lake City Community College</i>	0	1	3
<i>Santa Fe Community College</i>	2	1	1
Number of scholarships by recipient's affiliation			
<i>Non-profit</i>	0	0	0
<i>For profit</i>	1	2	1
<i>Head Start</i>	3	3	5
<i>Public</i>	0	0	0
<i>Faith-based</i>	0	0	0

FAMILY REQUESTS FOR SERVICES

	2001	2003	2005
Requests for Child Care Referrals	65	73	67
Requests for Other Information and/or Services	65	180	280
Full Time: (more than 30 hours a week)	70	96	74
Part Time: (30 hours or less a week)	20	9	12
Odd Hour Care: (includes evening, weekend and overnight care)	10	6	6
Infant Care: (6 weeks to 12 months)	15	14	6
1-year-olds: (12 months to 24 months)	16	18	22
2-year-olds: (24 months to 36 months)	11	15	14
3-year-olds: (36 months to 48 months)	15	19	12
4-year-olds: (48 months to 60 months)	9	4	8
5-year-olds: (not in Kindergarten)	9	8	8
School-age: (Kindergarten through elementary school)	36	24	36



AFFORDABILITY*

CHILD CARE CENTERS	2001	2003	2005
Birth-12 months	\$90	\$90	\$90
1-year-olds	\$85	\$85	\$85
2-year-olds	n/a	\$70	\$70
3-year-olds	\$75	\$75	\$75
4-year-olds	\$72	\$72	\$72
Elementary school-age	\$65	\$65	\$65

LICENSED FAMILY CHILD CARE HOMES

There are no licensed family child care homes in this county.

REGISTERED FAMILY CHILD CARE HOMES	2001	2003	2005
Birth-12 months	\$75	\$90	\$90
1-year-olds	\$75	\$75	\$75
2-year-olds	\$75	\$75	\$75
3-year-olds	\$65	\$75	\$75
4-year-olds	\$65	\$75	\$75
Elementary school-age	\$55	\$55	\$55

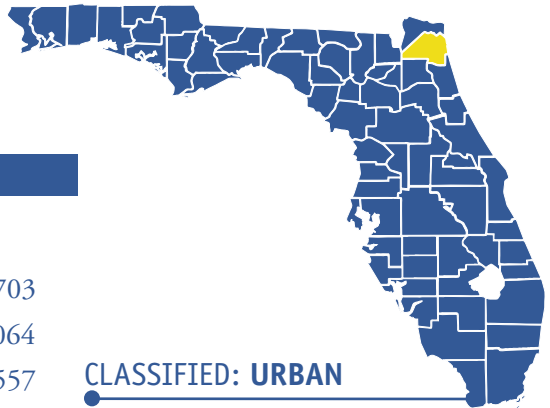
*Cost of child care 75th percentile by age group full time per week

A family of four in Dixie County with a gross income of \$38,700 (200% of Federal Poverty Level), would spend 21% of their income on child care for an infant and a 3-year-old in a child care center.

AVAILABILITY

	2001		2003		2005	
	# of Programs	Capacity	# of Programs	Capacity	# of Programs	Capacity
Licensed Programs (total)	1	109	2	134	3	149
Secular Centers	1	109	2	134	2	134
Faith-Based Centers	0	0	0	0	0	0
School-Age Only	0	0	0	0	1	15
Family Child Care Homes (FCCH)	1	10	0	0	1	15
Large FCCH	0	0	0	0	0	0
Exempt Programs (total)	5	74	6	114	7	124
Secular Centers	0	0	0	0	0	0
Faith-Based Centers	0	0	0	0	0	0
School-Age Only	0	0	0	0	0	0
Registered FCCH	2	20	4	40	5	50
Pre-K Early Intervention Only	3	54	n/a	n/a	n/a	n/a
School-Based Pre-K	n/a	n/a	2	74	2	74
Head Start Programs (total)	2	51	1	37	2	55
Head Start	1	35	1	37	1	36
Early Head Start	1	16	n/a	n/a	1	19
TOTAL	8	234	9	285	12	328

DUVAL



COUNTY PROFILE

UNITED STATES CENSUS BUREAU (2000)

Median household income	\$40,703
Family households with related children younger than age 18	113,064
Family households with related children younger than age 5	44,557
Family households below poverty level with related children younger than age 5	7,624
Families below 150% Federal Poverty Level.....	33,070
Families below 185% Federal Poverty Level.....	44,685
Families below 185% Federal Poverty Level with related children younger than age 5	16,394
Families with female householder (<i>no husband present</i>)	45,766
Families with female householder (<i>no husband present</i>) below poverty level with related children younger than age 5.....	5,430
Grandparents responsible for grandchild younger than age 18.....	8,960
Percentage of high school graduates and higher	82.7
Language spoken at home other than English	
Spanish	29,719
Indo-European languages	19,071
Asian and Pacific Island languages	14,937
All other languages	4,646

OFFICE OF ECONOMIC AND DEMOGRAPHIC RESEARCH, THE FLORIDA LEGISLATURE*

County population	826,279
Number of children in the county population.....	240,517
Number of children in the county population younger than age 5	56,763
Number of minority children in the county population younger than age 5 ...	24,429

	2001	2003	2005
--	-------------	-------------	-------------

CHILD CARE FOOD PROGRAM			
Number of participating child care centers and homes	499	430	493

GOLD SEAL ACCREDITATION			
Number of child care centers and homes meeting state accrediting standards	48	119	122

DIRECTOR CREDENTIAL			
Number of credentials awarded.....	27	371	110

TITLE XXI CHILDREN'S MEDICAL SERVICES NETWORK			
Number of enrolled children (<i>birth to 18 years</i>) with special health care needs from low-income families	118	208	270

WIC			
Infants (<i>birth to less than 12 months</i>) receiving nutritional services.....	6,345	6,849	6,888
Children (<i>1 to 5 years</i>) receiving nutritional services.....	8,224	8,751	8,265

EARLY STEPS			
Children (<i>birth to 36 months</i>) receiving early intervention infant/toddler services.....	1,533	1,677	1,805

PRE-K DISABILITIES			
Children (<i>37 months to 5 years</i>) receiving early intervention preschool age services.....	868	1,065	1,010

*2003 estimates

CLASSIFIED: URBAN


According to the most recent census data, Duval County ranked 20th of the 500 largest public school districts in the United States (2000). Further, Duval County ranked 59th of the 100 largest counties in the nation (2003). For the number of all persons living in poverty in the state, Duval County ranked 41st of 67 counties (11.9%) and for those younger than age 5 living in poverty, Duval County again ranked 41st in the state with 18.1% of all young children living in poverty (Census, 2000).

T.E.A.C.H. Teacher Education And Compensation Helps

	2001	2003	2005
Number of scholarships awarded	23	21	120
Number of scholarships by training institution			
<i>Central Florida Institute of Training</i>	<i>n/a</i>	0	6
<i>ChildCare Education Institute</i>	<i>n/a</i>	0	34
<i>Council for Professional Recognition</i>	0	0	4
<i>Episcopal Children's Services</i>	0	1	5
<i>First Coast Technical Institute</i>	0	5	25
<i>Florida Community College at Jacksonville</i>	23	14	34
<i>National Child Care Association</i>	0	1	0
<i>Tallahassee Community College</i>	0	0	12
Number of scholarships by recipient's affiliation			
<i>Non-profit</i>	5	10	7
<i>For profit</i>	13	7	61
<i>Head Start</i>	4	1	0
<i>Public</i>	0	0	0
<i>Faith-based</i>	1	3	52

FAMILY REQUESTS FOR SERVICES

	2001	2003	2005
Requests for Child Care Referrals	4,432	3,190	2,826
Requests for Other Information and/or Services	8,904	2,025	1,097
Full Time: (more than 30 hours a week)	4,061	2,994	3,112
Part Time: (30 hours or less a week)	109	69	96
Odd Hour Care: (includes evening, weekend and overnight care)	702	1,013	780
Infant Care: (6 weeks to 12 months)	1,308	833	831
1-year-olds: (12 months to 24 months)	894	685	628
2-year-olds: (24 months to 36 months)	831	623	623
3-year-olds: (36 months to 48 months)	704	575	513
4-year-olds: (48 months to 60 months)	488	526	478
5-year-olds: (not in Kindergarten)	488	357	300
School-age: (Kindergarten through elementary school)	1,498	1,098	869



AFFORDABILITY*

CHILD CARE CENTERS	2001	2003	2005
Birth-12 months	\$120	\$125	\$130
1-year-olds	\$105	\$100	\$120
2-year-olds	\$95	\$100	\$110
3-year-olds	\$90	\$95	\$103
4-year-olds	\$90	\$95	\$100
Elementary school-age	\$80	\$85	\$90
LICENSED FAMILY CHILD CARE HOMES	2001	2003	2005
Birth-12 months	\$110	\$120	\$125
1-year-olds	\$100	\$100	\$120
2-year-olds	\$95	\$100	\$110
3-year-olds	\$90	\$95	\$100
4-year-olds	\$85	\$90	\$100
Elementary school-age	\$75	\$75	\$80

REGISTERED FAMILY CHILD CARE HOMES

Family child care homes in this county must be licensed.

*Cost of child care 75th percentile by age group full time per week

A family of four in Duval County with a gross income of \$38,700 (200% of Federal Poverty Level), would spend 30% of their income on child care for an infant and a 3-year-old in a child care center.

AVAILABILITY

	2001		2003		2005	
	# of Programs	Capacity	# of Programs	Capacity	# of Programs	Capacity
Licensed Programs (total)	967	37,120	920	33,840	818	34,619
Secular Centers	415	33,213	331	24,132	300	25,081
Faith-Based Centers	0	0	52	4,937	46	5,066
School-Age Only	0	0	2	200	5	356
Family Child Care Homes (FCCH)	552	3,907	535	4,571	455	3,972
Large FCCH	0	0	0	0	12	144
Exempt Programs (total)	194	2,273	194	6,560	163	5,654
Secular Centers	0	0	10	692	6	516
Faith-Based Centers	42	973	29	3,358	26	3,360
School-Age Only	87	n/a	123	1,730	126	1,778
Registered FCCH	0	0	0	0	0	0
Pre-K Early Intervention Only	65	1,300	n/a	n/a	n/a	n/a
School-Based Pre-K	n/a	n/a	32	780	5	n/a
Head Start Programs (total)	27	1,248	26	2,148	20	1,995
Head Start	27	1,248	26	2,148	20	1,995
Early Head Start	0	0	0	0	n/a	n/a
TOTAL	1,188	40,641	1,140	42,548	1,001	42,268