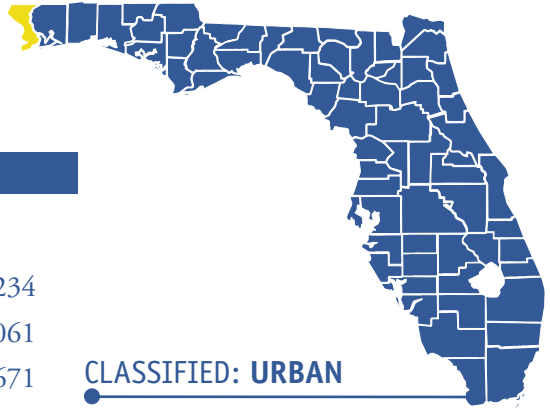


ESCAMBIA



COUNTY PROFILE

UNITED STATES CENSUS BUREAU (2000)

Median household income	\$35,234
Family households with related children younger than age 18	37,061
Family households with related children younger than age 5	13,671
Family households below poverty level with related children younger than age 5	3,346
Families below 150% Federal Poverty Level.....	15,196
Families below 185% Federal Poverty Level.....	20,016
Families below 185% Federal Poverty Level with related children younger than age 5	6,413
Families with female householder (<i>no husband present</i>)	16,829
Families with female householder (<i>no husband present</i>) below poverty level with related children younger than age 5.....	2,337
Grandparents responsible for grandchild younger than age 18.....	2,674
Percentage of high school graduates and higher	82.1
Language spoken at home other than English	
Spanish	7,669
Indo-European languages	5,523
Asian and Pacific Island languages	5,010
All other languages	631

OFFICE OF ECONOMIC AND DEMOGRAPHIC RESEARCH, THE FLORIDA LEGISLATURE*

County population	303,310
Number of children in the county population.....	81,367
Number of children in the county population younger than age 5	18,484
Number of minority children in the county population younger than age 5 ...	6,619

	2001	2003	2005
CHILD CARE FOOD PROGRAM			
Number of participating child care centers and homes	120	115	102

GOLD SEAL ACCREDITATION			
Number of child care centers and homes meeting state accrediting standards	30	43	46

DIRECTOR CREDENTIAL			
Number of credentials awarded.....	29	126	41

TITLE XXI CHILDREN'S MEDICAL SERVICES NETWORK			
Number of enrolled children (<i>birth to 18 years</i>) with special health care needs from low-income families	108	130	115

WIC			
Infants (<i>birth to less than 12 months</i>) receiving nutritional services.....	2,426	2,533	2,519
Children (<i>1 to 5 years</i>) receiving nutritional services.....	4,298	4,498	4,110

EARLY STEPS			
Children (<i>birth to 36 months</i>) receiving early intervention infant/toddler services.....	618	640	701

PRE-K DISABILITIES			
Children (<i>37 months to 5 years</i>) receiving early intervention preschool age services.....	226	339	334

*2003 estimates

CLASSIFIED: URBAN

Escambia County ranked 98th of the 500 largest public school districts in the United States according to the most recent census data (2000). For the number of all persons living in poverty in Florida, Escambia County ranked 25th of 67 counties (15.4%) and for those younger than age 5 living in poverty, Escambia County ranked 17th with 27.1% of all young children living in poverty (Census, 2000). There were nearly 17,000 families in Escambia County were headed by single mothers in 2000 and of these families, more than 2,300 households had children younger than age 5.

T.E.A.C.H. Teacher Education And Compensation Helps

	2001	2003	2005
Number of scholarships awarded	18	20	24
Number of scholarships by training institution			
<i>ChildCare Education Institute</i>	n/a	n/a	6
<i>Locklin Technical Center</i>	1	1	2
<i>Montessori Teacher Education Center</i>	1	9	1
<i>Pensacola Junior College</i>	16	10	15
Number of scholarships by recipient's affiliation			
<i>Non-profit</i>	4	3	5
<i>For profit</i>	12	17	15
<i>Head Start</i>	0	0	0
<i>Public</i>	0	0	0
<i>Faith-based</i>	2	0	4

FAMILY REQUESTS FOR SERVICES

	2001	2003	2005
Requests for Child Care Referrals	2,844	2,197	1,700
Requests for Other Information and/or Services	1,665	2,340	378
Full Time: (more than 30 hours a week)	2,353	2,205	1,920
Part Time: (30 hours or less a week)	156	135	110
Odd Hour Care: (includes evening, weekend and overnight care)	529	609	680
Infant Care: (6 weeks to 12 months)	687	513	433
1-year-olds: (12 months to 24 months)	569	430	348
2-year-olds: (24 months to 36 months)	558	372	273
3-year-olds: (36 months to 48 months)	478	386	281
4-year-olds: (48 months to 60 months)	343	313	275
5-year-olds: (not in Kindergarten)	343	255	209
School-age: (Kindergarten through elementary school)	1,450	1,070	813



AFFORDABILITY*

	2001	2003	2005
CHILD CARE CENTERS			
Birth-12 months	\$105	\$112	\$120
1-year-olds	\$97	\$100	\$110
2-year-olds	\$90	\$93	\$100
3-year-olds	\$85	\$90	\$98
4-year-olds	\$85	\$90	\$95
Elementary school-age	\$82	\$88	\$90
LICENSED FAMILY CHILD CARE HOMES			
Birth-12 months	\$108	\$120	\$125
1-year-olds	\$100	\$110	\$115
2-year-olds	\$100	\$100	\$110
3-year-olds	\$100	\$98	\$103
4-year-olds	\$96	\$95	\$100
Elementary school-age	\$90	\$90	\$90
REGISTERED FAMILY CHILD CARE HOMES			
Birth-12 months	\$100	\$100	\$110
1-year-olds	\$90	\$95	\$95
2-year-olds	\$85	\$90	\$90
3-year-olds	\$80	\$85	\$85
4-year-olds	\$80	\$85	\$85
Elementary school-age	\$75	\$77	\$80

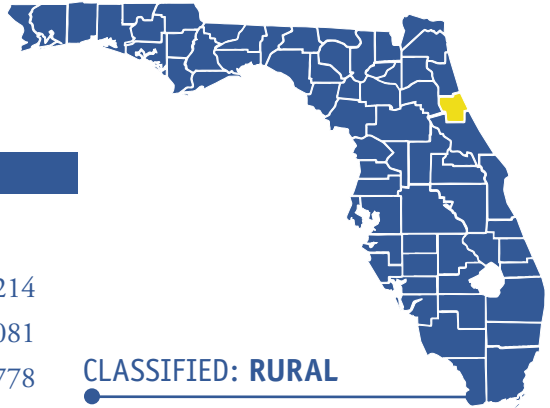
*Cost of child care 75th percentile by age group full time per week

A family of four in Escambia County with a gross income of \$38,700 (200% of Federal Poverty Level), would spend 28% of their income on child care for an infant and a 3-year-old in a child care center.

AVAILABILITY

	2001		2003		2005	
	# of Programs	Capacity	# of Programs	Capacity	# of Programs	Capacity
Licensed Programs (total)	182	10,353	200	11,394	180	10,730
Secular Centers	97	7,770	72	6,283	65	5,916
Faith-Based Centers	0	0	28	2,420	27	2,327
School-Age Only	39	2,231	35	2,093	32	1,919
Family Child Care Homes (FCCH)	44	328	60	538	50	496
Large FCCH	2	24	5	60	6	72
Exempt Programs (total)	186	4,210	217	4,056	177	4,605
Secular Centers	0	0	6	324	5	589
Faith-Based Centers	12	1,096	9	295	9	673
School-Age Only	9	1,515	10	1,089	8	1,200
Registered FCCH	131	919	172	1,465	135	1,260
Pre-K Early Intervention Only	34	680	n/a	n/a	n/a	n/a
School-Based Pre-K	n/a	n/a	20	883	20	883
Head Start Programs (total)	34	610	16	831	19	661
Head Start	34	610	16	831	19	661
Early Head Start	0	0	n/a	n/a	n/a	n/a
TOTAL	402	15,173	433	16,281	376	15,996

FLAGLER



COUNTY PROFILE

UNITED STATES CENSUS BUREAU (2000)

Median household income	\$40,214
Family households with related children younger than age 18	5,081
Family households with related children younger than age 5	1,778
Family households below poverty level with related children younger than age 5	323
Families below 150% Federal Poverty Level.....	1,970
Families below 185% Federal Poverty Level.....	2,653
Families below 185% Federal Poverty Level with related children younger than age 5	643
Families with female householder (<i>no husband present</i>)	1,534
Families with female householder (<i>no husband present</i>) below poverty level with related children younger than age 5.....	150
Grandparents responsible for grandchild younger than age 18.....	429
Percentage of high school graduates and higher	85.9
Language spoken at home other than English	
Spanish	2,350
Indo-European languages	2,498
Asian and Pacific Island languages	366
All other languages	143

OFFICE OF ECONOMIC AND DEMOGRAPHIC RESEARCH, THE FLORIDA LEGISLATURE*

County population	61,541
Number of children in the county population.....	11,639
Number of children in the county population younger than age 5	2,548
Number of minority children in the county population younger than age 5 ...	358

	2001	2003	2005
--	-------------	-------------	-------------

CHILD CARE FOOD PROGRAM

Number of participating child care centers and homes	7	10	6
--	---	----	---

GOLD SEAL ACCREDITATION

Number of child care centers and homes meeting state accrediting standards	4	6	4
--	---	---	---

DIRECTOR CREDENTIAL

Number of credentials awarded.....	5	12	3
------------------------------------	---	----	---

TITLE XXI CHILDREN'S MEDICAL SERVICES NETWORK

Number of enrolled children (<i>birth to 18 years</i>) with special health care needs from low-income families	13	21	27
--	----	----	----

WIC

Infants (<i>birth to less than 12 months</i>) receiving nutritional services.....	249	330	330
Children (<i>1 to 5 years</i>) receiving nutritional services.....	467	541	573

EARLY STEPS

Children (<i>birth to 36 months</i>) receiving early intervention infant/toddler services.....	57	65	68
--	----	----	----

PRE-K DISABILITIES

Children (<i>37 months to 5 years</i>) receiving early intervention preschool age services.....	44	48	68
---	----	----	----

*2003 estimates

CLASSIFIED: RURAL

According to census data (2003), Flagler County ranked 7th of the 100 fastest growing counties in the United States. For the number of all persons living in poverty in Florida, Flagler County ranked a low 62nd of 67 counties (8.7%) and for those younger than age 5 living in poverty, Flagler County ranked 34th in the state with 19.6% of all young children living in poverty (Census, 2000). There were more than 1,500 families headed by a single mother in Flagler County in 2000 and residents in households earned more than the state median household income of \$38,819 per year.

T.E.A.C.H.

Teacher Education And Compensation Helps

	2001	2003	2005
Number of scholarships awarded			
	1	1	3
Number of scholarships by training institution			
<i>Daytona Beach Community College</i>	1	1	2
<i>Flagler Adult Education Center</i>	0	0	1
<i>National Child Care Association</i>	0	0	0
Number of scholarships by recipient's affiliation			
<i>Non-profit</i>	0	0	1
<i>For profit</i>	0	0	1
<i>Head Start</i>	1	1	1
<i>Public</i>	0	0	0
<i>Faith-based</i>	0	0	0

FAMILY REQUESTS FOR SERVICES

	2001	2003	2005
Requests for Child Care Referrals	135	125	165
Requests for Other Information and/or Services	421	464	527
Full Time: (more than 30 hours a week)	121	127	169
Part Time: (30 hours or less a week)	22	11	34
Odd Hour Care: (includes evening, weekend and overnight care)	14	14	23
Infant Care: (6 weeks to 12 months)	30	33	36
1-year-olds: (12 months to 24 months)	22	25	33
2-year-olds: (24 months to 36 months)	33	27	31
3-year-olds: (36 months to 48 months)	15	19	27
4-year-olds: (48 months to 60 months)	14	11	25
5-year-olds: (not in Kindergarten)	15	4	12
School-age: (Kindergarten through elementary school)	43	29	61



AFFORDABILITY*

	2001	2003	2005
CHILD CARE CENTERS			
Birth-12 months	\$135	\$130	\$140
1-year-olds	\$125	\$135	\$125
2-year-olds	\$90	\$120	\$125
3-year-olds	\$85	\$100	\$110
4-year-olds	\$85	\$100	\$100
Elementary school-age	\$90	\$95	\$100
LICENSED FAMILY CHILD CARE HOMES			
Birth-12 months	\$130	\$120	\$125
1-year-olds	\$100	\$100	\$110
2-year-olds	\$100	\$90	\$100
3-year-olds	\$100	\$85	\$100
4-year-olds	\$100	\$85	\$100
Elementary school-age	\$119	\$80	\$90
REGISTERED FAMILY CHILD CARE HOMES			
Birth-12 months	\$105	\$100	\$120
1-year-olds	\$100	\$100	\$110
2-year-olds	\$90	\$100	\$110
3-year-olds	\$90	\$100	\$100
4-year-olds	\$90	\$90	\$100
Elementary school-age	\$80	\$80	\$100

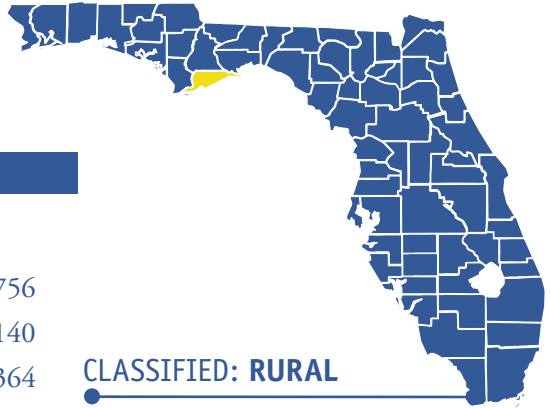
*Cost of child care 75th percentile by age group full time per week

A family of four in Flagler County with a gross income of \$38,700 (200% of Federal Poverty Level), would spend 32% of their income on child care for an infant and a 3-year-old in a child care center.

AVAILABILITY

	2001		2003		2005	
	# of Programs	Capacity	# of Programs	Capacity	# of Programs	Capacity
Licensed Programs (total)	26	1,248	25	1,213	23	1,166
Secular Centers	16	1,144	10	693	9	672
Faith-Based Centers	0	0	4	414	4	414
School-Age Only	0	0	0	0	0	0
Family Child Care Homes (FCCH)	8	80	9	82	8	68
Large FCCH	2	24	2	24	1	12
Exempt Programs (total)	29	1,336	25	1,291	25	1,431
Secular Centers	0	0	0	0	0	0
Faith-Based Centers	2	162	2	162	2	194
School-Age Only	6	950	5	915	8	1,045
Registered FCCH	17	128	14	116	11	94
Pre-K Early Intervention Only	4	96	n/a	n/a	n/a	n/a
School-Based Pre-K	n/a	n/a	4	98	4	98
Head Start Programs (total)	2	36	1	36	1	36
Head Start	2	36	1	36	1	36
Early Head Start	0	0	n/a	n/a	n/a	n/a
TOTAL	57	2,620	51	2,540	49	2,633

FRANKLIN



COUNTY PROFILE

UNITED STATES CENSUS BUREAU (2000)

Median household income	\$26,756
Family households with related children younger than age 18	1,140
Family households with related children younger than age 5	364
Family households below poverty level with related children younger than age 5	98
Families below 150% Federal Poverty Level.....	750
Families below 185% Federal Poverty Level.....	1,030
Families below 185% Federal Poverty Level with related children younger than age 5	252
Families with female householder (<i>no husband present</i>)	409
Families with female householder (<i>no husband present</i>) below poverty level with related children younger than age 5.....	61
Grandparents responsible for grandchild younger than age 18.....	145
Percentage of high school graduates and higher	68.3
Language spoken at home other than English	
Spanish	359
Indo-European languages	127
Asian and Pacific Island languages	22
All other languages	28

OFFICE OF ECONOMIC AND DEMOGRAPHIC RESEARCH, THE FLORIDA LEGISLATURE*

County population	10,480
Number of children in the county population.....	2,289
Number of children in the county population younger than age 5	550
Number of minority children in the county population younger than age 5 ...	68

CHILD CARE FOOD PROGRAM

	2001	2003	2005
Number of participating child care centers and homes	4	6	4

GOLD SEAL ACCREDITATION

Number of child care centers and homes meeting state accrediting standards	0	4	4
--	---	---	---

DIRECTOR CREDENTIAL

Number of credentials awarded.....	1	3	1
------------------------------------	---	---	---

TITLE XXI CHILDREN'S MEDICAL SERVICES NETWORK

Number of enrolled children (<i>birth to 18 years</i>) with special health care needs from low-income families	20	25	18
--	----	----	----

WIC

Infants (<i>birth to less than 12 months</i>) receiving nutritional services.....	78	78	95
Children (<i>1 to 5 years</i>) receiving nutritional services.....	149	132	137

EARLY STEPS

Children (<i>birth to 36 months</i>) receiving early intervention infant/toddler services.....	29	18	25
--	----	----	----

PRE-K DISABILITIES

Children (<i>37 months to 5 years</i>) receiving early intervention preschool age services.....	26	25	26
---	----	----	----

*2003 estimates

CLASSIFIED: RURAL

Although one of the smallest counties in the state (i.e., population), many residents live at or below poverty. For the number of all persons living in poverty in Florida, Franklin County ranked 19th of 67 counties (17.7%) and for those younger than age 5 living in poverty, the county ranked 12th in the state with a high 29.2% of all young children living in poverty (Census, 2000). Approximately 22% of the population were children in Franklin in 2003 and the median household income was \$12,000 less than the state median income (\$38,819) in 2000.


T.E.A.C.H.

Teacher Education And Compensation Helps

	2001	2003	2005
Number of scholarships awarded	5	3	2
Number of scholarships by training institution			
<i>Gulf Coast Community College</i>	5	3	2
Number of scholarships by recipient's affiliation			
<i>Non-profit</i>	0	0	0
<i>For profit</i>	0	0	0
<i>Head Start</i>	5	3	2
<i>Public</i>	0	0	0
<i>Faith-based</i>	0	0	0

FAMILY REQUESTS FOR SERVICES

	2001	2003	2005
Requests for Child Care Referrals	2	9	5
Requests for Other Information and/or Services	656	1,331	1,455
Full Time: (more than 30 hours a week)	0	8	8
Part Time: (30 hours or less a week)	1	0	0
Odd Hour Care: (includes evening, weekend and overnight care)	1	0	0
Infant Care: (6 weeks to 12 months)	1	2	0
1-year-olds: (12 months to 24 months)	1	3	0
2-year-olds: (24 months to 36 months)	0	0	1
3-year-olds: (36 months to 48 months)	0	1	1
4-year-olds: (48 months to 60 months)	0	1	2
5-year-olds: (not in Kindergarten)	0	3	1
School-age: (Kindergarten through elementary school)	0	3	2



AFFORDABILITY*

CHILD CARE CENTERS	2001	2003	2005
Birth-12 months	\$110	\$110	\$150
1-year-olds	\$95	\$95	\$105
2-year-olds	\$95	\$95	\$100
3-year-olds	\$75	\$95	\$90
4-year-olds	\$75	\$95	\$90
Elementary school-age	\$65	\$75	\$85
LICENSED FAMILY CHILD CARE HOMES	2001	2003	2005
Birth-12 months	\$100	\$100	\$100
1-year-olds	\$90	\$90	\$90
2-year-olds	\$85	\$85	\$85
3-year-olds	\$80	\$80	\$80
4-year-olds	\$80	\$80	\$80
Elementary school-age	\$60	\$60	\$60
REGISTERED FAMILY CHILD CARE HOMES	2001	2003	2005
Birth-12 months	\$78	\$75	\$75
1-year-olds	\$75	\$75	\$75
2-year-olds	\$75	\$75	\$75
3-year-olds	\$75	\$75	\$75
4-year-olds	\$75	\$75	\$75
Elementary school-age	\$65	\$75	\$75

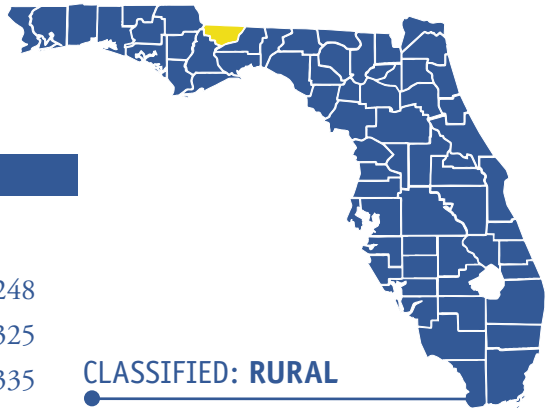
*Cost of child care 75th percentile by age group full time per week

A family of four in Franklin County with a gross income of \$38,700 (200% of Federal Poverty Level), would spend 30% of their income on child care for an infant and a 3-year-old in a child care center.

AVAILABILITY

	2001		2003		2005	
	# of Programs	Capacity	# of Programs	Capacity	# of Programs	Capacity
Licensed Programs (total)	6	144	4	93	5	116
Secular Centers	4	124	2	73	3	96
Faith-Based Centers	0	0	0	0	0	0
School-Age Only	0	0	0	0	0	0
Family Child Care Homes (FCCH)	2	20	2	20	2	20
Large FCCH	0	0	0	0	0	0
Exempt Programs (total)	6	126	6	105	7	105
Secular Centers	0	1	1	0	1	0
Faith-Based Centers	1	45	1	45	1	45
School-Age Only	0	0	0	0	1	0
Registered FCCH	2	20	1	10	1	10
Pre-K Early Intervention Only	3	60	n/a	n/a	n/a	n/a
School-Based Pre-K	n/a	n/a	3	50	3	50
Head Start Programs (total)	3	56	3	20	3	54
Head Start	2	34	3	20	2	30
Early Head Start	1	22	n/a	n/a	1	24
TOTAL	15	326	13	218	15	275

GADSDEN



COUNTY PROFILE

UNITED STATES CENSUS BUREAU (2000)

Median household income	\$31,248
Family households with related children younger than age 18	6,325
Family households with related children younger than age 5	2,335
Family households below poverty level with related children younger than age 5	726
Families below 150% Federal Poverty Level.....	3,211
Families below 185% Federal Poverty Level.....	4,131
Families below 185% Federal Poverty Level with related children younger than age 5	1,316
Families with female householder (<i>no husband present</i>)	3,421
Families with female householder (<i>no husband present</i>) below poverty level with related children younger than age 5.....	469
Grandparents responsible for grandchild younger than age 18.....	981
Percentage of high school graduates and higher	70.7
Language spoken at home other than English	
Spanish	2,644
Indo-European languages	292
Asian and Pacific Island languages	87
All other languages	78

OFFICE OF ECONOMIC AND DEMOGRAPHIC RESEARCH, THE FLORIDA LEGISLATURE*

County population	46,491
Number of children in the county population.....	13,121
Number of children in the county population younger than age 5	3,146
Number of minority children in the county population younger than age 5 ...	2,122

CHILD CARE FOOD PROGRAM

	2001	2003	2005
Number of participating child care centers and homes	34	30	25

GOLD SEAL ACCREDITATION

Number of child care centers and homes meeting state accrediting standards	2	11	10
--	---	----	----

DIRECTOR CREDENTIAL

Number of credentials awarded.....	2	16	8
------------------------------------	---	----	---

TITLE XXI CHILDREN'S MEDICAL SERVICES NETWORK

Number of enrolled children (<i>birth to 18 years</i>) with special health care needs from low-income families	28	24	32
--	----	----	----

WIC

Infants (<i>birth to less than 12 months</i>) receiving nutritional services.....	1,312	605	617
Children (<i>1 to 5 years</i>) receiving nutritional services.....	587	1,223	1,338

EARLY STEPS

Children (<i>birth to 36 months</i>) receiving early intervention infant/toddler services.....	123	112	102
--	-----	-----	-----

PRE-K DISABILITIES

Children (<i>37 months to 5 years</i>) receiving early intervention preschool age services.....	109	122	116
---	-----	-----	-----

*2003 estimates

CLASSIFIED: RURAL

For the number of all persons living in poverty in the state, Gadsden County ranked 9th of 67 counties with a high 19.9% of the county population living in such circumstances. For those younger than age 5 living in poverty, Gadsden County ranked 7th in the state with 33.3% of all young children living in poverty (Census, 2000). For early childhood teachers in the county, a significant increase occurred between 2003 and 2005 for those participating in the T.E.A.C.H. Early Childhood® Scholarship program (8 scholarships to 19 in 2005).

T.E.A.C.H.

Teacher Education And Compensation Helps

	2001	2003	2005
Number of scholarships awarded	12	8	19
Number of scholarships by training institution			
<i>Central Florida Institute of Training</i>	<i>n/a</i>	0	3
<i>Council for Professional Recognition</i>	0	0	0
<i>Early Education and Care</i>	0	0	8
<i>Kids Incorporated of the Big Bend</i>	2	0	0
<i>Tallahassee Community College</i>	10	8	8
Number of scholarships by recipient's affiliation			
<i>Non-profit</i>	8	7	7
<i>For profit</i>	1	1	12
<i>Head Start</i>	3	0	0
<i>Public</i>	0	0	0
<i>Faith-based</i>	0	0	0

FAMILY REQUESTS FOR SERVICES

	2001	2003	2005
Requests for Child Care Referrals	131	73	107
Requests for Other Information and/or Services	110	90	4
Full Time: (more than 30 hours a week)	103	21	100
Part Time: (30 hours or less a week)	0	0	1
Odd Hour Care: (includes evening, weekend and overnight care)	2	0	1
Infant Care: (6 weeks to 12 months)	50	19	29
1-year-olds: (12 months to 24 months)	33	13	26
2-year-olds: (24 months to 36 months)	32	20	23
3-year-olds: (36 months to 48 months)	16	19	13
4-year-olds: (48 months to 60 months)	13	20	15
5-year-olds: (not in Kindergarten)	13	6	10
School-age: (Kindergarten through elementary school)	39	35	34



AFFORDABILITY*

CHILD CARE CENTERS	2001	2003	2005
Birth-12 months	\$109	\$114	\$114
1-year-olds	\$106	\$104	\$103
2-year-olds	\$106	\$100	\$103
3-year-olds	\$95	\$100	\$100
4-year-olds	\$94	\$100	\$100
Elementary school-age	\$105	\$88	\$85
LICENSED FAMILY CHILD CARE HOMES	2001	2003	2005
Birth-12 months	\$100	\$100	\$105
1-year-olds	\$90	\$95	\$100
2-year-olds	\$90	\$90	\$100
3-year-olds	\$90	\$85	\$100
4-year-olds	\$90	\$85	\$90
Elementary school-age	\$75	\$75	\$100
REGISTERED FAMILY CHILD CARE HOMES	2001	2003	2005
Birth-12 months	\$80	\$100	\$94
1-year-olds	\$75	\$100	\$83
2-year-olds	\$75	\$100	\$83
3-year-olds	\$80	\$100	\$83
4-year-olds	\$80	\$90	\$83
Elementary school-age	\$65	\$92	\$75

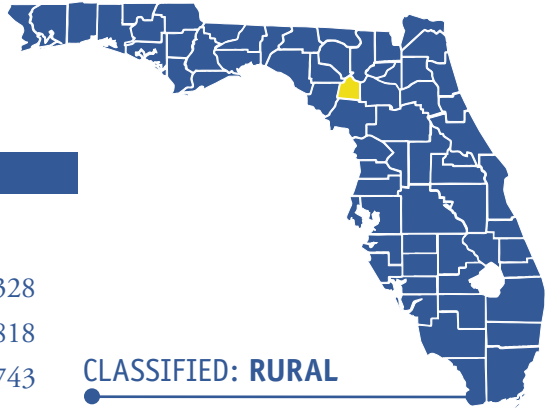
*Cost of child care 75th percentile by age group full time per week

A family of four in Gadsden County with a gross income of \$38,700 (200% of Federal Poverty Level), would spend 27% of their income on child care for an infant and a 3-year-old in a child care center.

AVAILABILITY

	2001		2003		2005	
	# of Programs	Capacity	# of Programs	Capacity	# of Programs	Capacity
Licensed Programs (total)	33	1,551	25	1,047	30	1,031
Secular Centers	28	1,501	17	832	17	776
Faith-Based Centers	0	0	1	145	2	145
School-Age Only	0	0	0	0	0	0
Family Child Care Homes (FCCH)	5	50	7	70	11	110
Large FCCH	0	0	0	0	0	0
Exempt Programs (total)	54	994	25	511	24	471
Secular Centers	0	0	2	50	3	50
Faith-Based Centers	4	550	1	90	1	90
School-Age Only	4	90	4	153	4	153
Registered FCCH	17	160	10	80	8	40
Pre-K Early Intervention Only	29	194	n/a	n/a	n/a	n/a
School-Based Pre-K	n/a	n/a	8	138	8	138
Head Start Programs (total)	29	195	8	361	11	323
Head Start	29	195	8	361	10	258
Early Head Start	0	0	n/a	n/a	1	65
TOTAL	116	2,740	58	1,919	65	1,825

GILCHRIST



COUNTY PROFILE

UNITED STATES CENSUS BUREAU (2000)

Median household income	\$30,328
Family households with related children younger than age 18	1,818
Family households with related children younger than age 5	743
Family households below poverty level with related children younger than age 5	107
Families below 150% Federal Poverty Level.....	853
Families below 185% Federal Poverty Level.....	1,286
Families below 185% Federal Poverty Level with related children younger than age 5	383
Families with female householder (<i>no husband present</i>)	532
Families with female householder (<i>no husband present</i>) below poverty level with related children younger than age 5.....	83
Grandparents responsible for grandchild younger than age 18.....	123
Percentage of high school graduates and higher	72.4
Language spoken at home other than English	
Spanish	325
Indo-European languages	249
Asian and Pacific Island languages	2
All other languages	2

OFFICE OF ECONOMIC AND DEMOGRAPHIC RESEARCH, THE FLORIDA LEGISLATURE*

County population	15,517
Number of children in the county population.....	4,280
Number of children in the county population younger than age 5	931
Number of minority children in the county population younger than age 5 ...	60

CHILD CARE FOOD PROGRAM

	2001	2003	2005
Number of participating child care centers and homes	4	6	7

GOLD SEAL ACCREDITATION

Number of child care centers and homes meeting state accrediting standards	4	6	6
--	---	---	---

DIRECTOR CREDENTIAL

Number of credentials awarded.....	3	5	3
------------------------------------	---	---	---

TITLE XXI CHILDREN'S MEDICAL SERVICES NETWORK

Number of enrolled children (<i>birth to 18 years</i>) with special health care needs from low-income families	30	29	20
--	----	----	----

WIC

Infants (<i>birth to less than 12 months</i>) receiving nutritional services.....	139	96	95
Children (<i>1 to 5 years</i>) receiving nutritional services.....	237	206	229

EARLY STEPS

Children (<i>birth to 36 months</i>) receiving early intervention infant/toddler services.....	24	20	28
--	----	----	----

PRE-K DISABILITIES

Children (<i>37 months to 5 years</i>) receiving early intervention preschool age services.....	39	69	77
---	----	----	----

*2003 estimates

CLASSIFIED: RURAL

For the number of all persons living in poverty in the state, Gilchrist County ranked 32nd of 67 counties (14.1%) and for those younger than age 5 living in poverty, Gilchrist County ranked a low 61st in the state with 14.5% of all young children living in poverty (Census, 2000). In the county, 72.4% of residents had earned a high school diploma or higher educations and over 550 persons reported that they spoke a language other than English in their homes in 2000.

T.E.A.C.H.

Teacher Education And Compensation Helps

	2001	2003	2005
Number of scholarships awarded	7	5	10
Number of scholarships by training institution			
<i>Central Florida Community College</i>	1	0	1
<i>Child Care Resources, Inc.</i>	6	3	1
<i>Council for Professional Recognition</i>	0	1	2
<i>Lake City Community College</i>	0	0	5
<i>Santa Fe Community College</i>	0	1	1
Number of scholarships by recipient's affiliation			
<i>Non-profit</i>	1	0	0
<i>For profit</i>	6	5	3
<i>Head Start</i>	0	0	1
<i>Public</i>	0	0	6
<i>Faith-based</i>	0	0	0

FAMILY REQUESTS FOR SERVICES

	2001	2003	2005
Requests for Child Care Referrals	82	106	109
Requests for Other Information and/or Services	79	228	280
Full Time: (more than 30 hours a week)	73	155	106
Part Time: (30 hours or less a week)	38	19	12
Odd Hour Care: (includes evening, weekend and overnight care)	4	10	2
Infant Care: (6 weeks to 12 months)	15	20	16
1-year-olds: (12 months to 24 months)	12	14	18
2-year-olds: (24 months to 36 months)	21	23	17
3-year-olds: (36 months to 48 months)	16	17	23
4-year-olds: (48 months to 60 months)	10	20	13
5-year-olds: (not in Kindergarten)	10	20	19
School-age: (Kindergarten through elementary school)	70	68	72



AFFORDABILITY*

	2001	2003	2005
CHILD CARE CENTERS			
Birth-12 months	\$90	\$90	n/a
1-year-olds	\$85	\$85	n/a
2-year-olds	\$90	\$90	\$90
3-year-olds	\$90	\$90	\$90
4-year-olds	\$86	\$90	\$90
Elementary school-age	\$78	\$78	\$90
LICENSED FAMILY CHILD CARE HOMES			
Birth-12 months	n/a	n/a	n/a
1-year-olds	n/a	\$70	\$90
2-year-olds	n/a	\$70	\$85
3-year-olds	n/a	\$70	\$80
4-year-olds	n/a	\$70	\$75
Elementary school-age	n/a	\$60	\$65
REGISTERED FAMILY CHILD CARE HOMES			
Birth-12 months	\$75	\$100	\$100
1-year-olds	\$75	\$85	\$100
2-year-olds	\$75	\$80	\$100
3-year-olds	\$70	\$75	\$90
4-year-olds	\$70	\$75	\$90
Elementary school-age	\$65	\$75	\$80

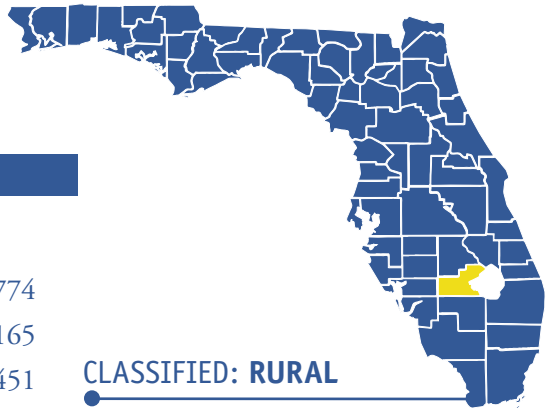
*Cost of child care 75th percentile by age group full time per week

A family of four in Gilchrist County with a gross income of \$38,700 (200% of Federal Poverty Level), would spend 23% of their income on child care for an infant and a 3-year-old in a child care center.

AVAILABILITY

	2001		2003		2005	
	# of Programs	Capacity	# of Programs	Capacity	# of Programs	Capacity
Licensed Programs (total)	3	193	4	218	4	141
Secular Centers	2	149	3	208	3	131
Faith-Based Centers	0	0	0	0	0	0
School-Age Only	1	44	0	0	0	0
Family Child Care Homes (FCCH)	0	0	1	10	1	10
Large FCCH	0	0	0	0	0	0
Exempt Programs (total)	18	275	9	95	14	252
Secular Centers	1	35	9	35	2	35
Faith-Based Centers	3	35	0	0	0	0
School-Age Only	2	52	0	0	1	75
Registered FCCH	10	100	7	60	8	50
Pre-K Early Intervention Only	2	53	n/a	n/a	n/a	n/a
School-Based Pre-K	n/a	n/a	0	0	3	92
Head Start Programs (total)	2	20	2	40	3	46
Head Start	2	20	2	40	2	38
Early Head Start	0	0	n/a	n/a	1	8
TOTAL	23	488	15	293	21	439

GLADES



COUNTY PROFILE

UNITED STATES CENSUS BUREAU (2000)

Median household income	\$30,774
Family households with related children younger than age 18	1,165
Family households with related children younger than age 5	451
Family households below poverty level with related children younger than age 5	104
Families below 150% Federal Poverty Level.....	695
Families below 185% Federal Poverty Level.....	887
Families below 185% Federal Poverty Level with related children younger than age 5	227
Families with female householder (<i>no husband present</i>)	297
Families with female householder (<i>no husband present</i>) below poverty level with related children younger than age 5.....	63
Grandparents responsible for grandchild younger than age 18.....	91
Percentage of high school graduates and higher	69.8
Language spoken at home other than English	
Spanish	1,457
Indo-European languages	204
Asian and Pacific Island languages	67
All other languages	150

OFFICE OF ECONOMIC AND DEMOGRAPHIC RESEARCH, THE FLORIDA LEGISLATURE*

County population	10,729
Number of children in the county population.....	2,544
Number of children in the county population younger than age 5	630
Number of minority children in the county population younger than age 5 ...	138

CHILD CARE FOOD PROGRAM

	2001	2003	2005
Number of participating child care centers and homes	3	3	4

GOLD SEAL ACCREDITATION

Number of child care centers and homes meeting state accrediting standards	1	2	2
--	---	---	---

DIRECTOR CREDENTIAL

Number of credentials awarded.....	4	2	1
------------------------------------	---	---	---

TITLE XXI CHILDREN'S MEDICAL SERVICES NETWORK

Number of enrolled children (<i>birth to 18 years</i>) with special health care needs from low-income families	4	5	7
--	---	---	---

WIC

Infants (<i>birth to less than 12 months</i>) receiving nutritional services.....	11	34	43
Children (<i>1 to 5 years</i>) receiving nutritional services.....	42	60	61

EARLY STEPS

Children (<i>birth to 36 months</i>) receiving early intervention infant/toddler services.....	13	14	23
--	----	----	----

PRE-K DISABILITIES

Children (<i>37 months to 5 years</i>) receiving early intervention preschool age services.....	<i>less than 10</i>	<i>less than 10</i>	15
---	---------------------	---------------------	----

*2003 estimates

CLASSIFIED: RURAL

Among the smallest counties in the state (i.e., population) a large number of persons live at or below poverty. For the number of all persons living in poverty in the state, Glades County ranked 26th of 67 counties (15.2%) and for those younger than age 5 living in poverty, Glades County ranked 33rd with 19.7% of all young children living in poverty (Census, 2000). A steady increase of families with infants have participated in the WIC nutritional program across the years increasing from 11 enrolled mothers and infants in 2001 to over 40 in 2005.


T.E.A.C.H.

Teacher Education And Compensation Helps

	2001	2003	2005
Number of scholarships awarded	15	12	20
Number of scholarships by training institution			
<i>Central Florida Institute of Training</i>	<i>n/a</i>	1	2
<i>Council for Professional Recognition</i>	0	0	2
<i>Edison Community College</i>	7	1	3
<i>Palm Beach Community College</i>	8	10	13
Number of scholarships by recipient's affiliation			
<i>Non-profit</i>	3	2	2
<i>For profit</i>	2	0	0
<i>Head Start</i>	10	10	18
<i>Public</i>	0	0	0
<i>Faith-based</i>	0	0	0

FAMILY REQUESTS FOR SERVICES

	2001	2003	2005
Requests for Child Care Referrals	7	10	10
Requests for Other Information and/or Services	127	150	28
Full Time: (more than 30 hours a week)	11	12	18
Part Time: (30 hours or less a week)	0	0	0
Odd Hour Care: (includes evening, weekend and overnight care)	0	0	2
Infant Care: (6 weeks to 12 months)	5	2	1
1-year-olds: (12 months to 24 months)	1	2	3
2-year-olds: (24 months to 36 months)	2	5	2
3-year-olds: (36 months to 48 months)	3	3	7
4-year-olds: (48 months to 60 months)	1	1	2
5-year-olds: (not in Kindergarten)	0	0	3
School-age: (Kindergarten through elementary school)	3	4	6



AFFORDABILITY*

CHILD CARE CENTERS	2001	2003	2005
Birth-12 months	n/a	n/a	n/a
1-year-olds	n/a	n/a	n/a
2-year-olds	\$90	\$120	\$120
3-year-olds	\$87	\$120	\$120
4-year-olds	\$85	\$120	\$120
Elementary school-age	\$75	n/a	n/a

LICENSED FAMILY CHILD CARE HOMES

There are no licensed family child care homes in this county.

REGISTERED FAMILY CHILD CARE HOMES

	2001	2003	2005
Birth-12 months	n/a	n/a	\$100
1-year-olds	\$65	n/a	\$100
2-year-olds	\$65	n/a	\$100
3-year-olds	\$65	n/a	\$85
4-year-olds	\$65	n/a	\$85
Elementary school-age	n/a	n/a	\$85

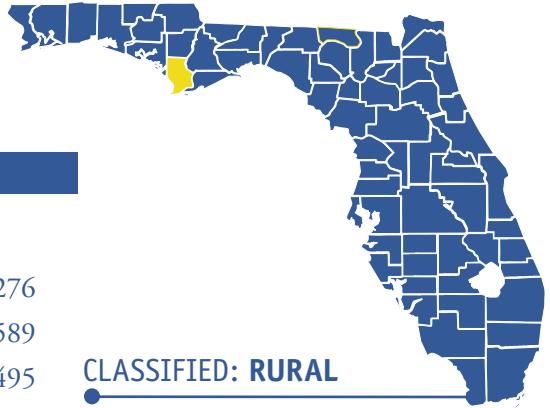
*Cost of child care 75th percentile by age group full time per week

A family of four in Glades County with a gross income of \$38,700 (200% of Federal Poverty Level), would spend 30% of their income on child care for an infant and a 3-year-old in a child care center.

AVAILABILITY

	2001		2003		2005	
	# of Programs	Capacity	# of Programs	Capacity	# of Programs	Capacity
Licensed Programs (total)	1	45	1	45	1	45
Secular Centers	1	45	1	45	1	45
Faith-Based Centers	0	0	0	0	0	0
School-Age Only	0	0	0	0	0	0
Family Child Care Homes (FCCH)	0	0	0	0	0	0
Large FCCH	0	0	0	0	0	0
Exempt Programs (total)	6	72	0	0	1	10
Secular Centers	0	0	0	0	0	0
Faith-Based Centers	1	30	0	0	0	0
School-Age Only	0	0	0	0	0	0
Registered FCCH	1	10	0	0	1	10
Pre-K Early Intervention Only	4	32	n/a	n/a	n/a	n/a
School-Based Pre-K	n/a	n/a	0	0	0	0
Head Start Programs (total)	10	97	2	163	2	86
Head Start	6	65	2	163	1	55
Early Head Start	4	32	n/a	n/a	1	31
TOTAL	17	214	3	208	4	141

GULF



COUNTY PROFILE

UNITED STATES CENSUS BUREAU (2000)

Median household income	\$30,276
Family households with related children younger than age 18	1,589
Family households with related children younger than age 5	495
Family households below poverty level with related children younger than age 5	102
Families below 150% Federal Poverty Level.....	789
Families below 185% Federal Poverty Level.....	1,017
Families below 185% Federal Poverty Level with related children younger than age 5	209
Families with female householder (<i>no husband present</i>)	627
Families with female householder (<i>no husband present</i>) below poverty level with related children younger than age 5.....	78
Grandparents responsible for grandchild younger than age 18.....	247
Percentage of high school graduates and higher	72.6
Language spoken at home other than English	
Spanish	330
Indo-European languages	162
Asian and Pacific Island languages	59
All other languages	16

OFFICE OF ECONOMIC AND DEMOGRAPHIC RESEARCH, THE FLORIDA LEGISLATURE*

County population	15,615
Number of children in the county population.....	3,202
Number of children in the county population younger than age 5	714
Number of minority children in the county population younger than age 5 ...	124

CHILD CARE FOOD PROGRAM

	2001	2003	2005
Number of participating child care centers and homes	4	4	3

GOLD SEAL ACCREDITATION

Number of child care centers and homes meeting state accrediting standards	0	0	0
--	---	---	---

DIRECTOR CREDENTIAL

Number of credentials awarded.....	3	6	<i>n/a</i>
------------------------------------	---	---	------------

TITLE XXI CHILDREN'S MEDICAL SERVICES NETWORK

Number of enrolled children (<i>birth to 18 years</i>) with special health care needs from low-income families	13	25	14
--	----	----	----

WIC

Infants (<i>birth to less than 12 months</i>) receiving nutritional services.....	93	58	78
Children (<i>1 to 5 years</i>) receiving nutritional services.....	189	151	138

EARLY STEPS

Children (<i>birth to 36 months</i>) receiving early intervention infant/toddler services.....	20	25	37
--	----	----	----

PRE-K DISABILITIES

Children (<i>37 months to 5 years</i>) receiving early intervention preschool age services.....	20	22	24
---	----	----	----

*2003 estimates

CLASSIFIED: RURAL

For the number of all persons living in poverty in the state, Gulf County ranked 23rd of 67 counties (16.7%) and for those younger than age 5 living in poverty, Gulf County ranked 30th in the state with 21.2% of all young children living in poverty (Census, 2000). In 2005, Gulf County families made over 1,700 phone calls to their local Child Care Resource and Referral (CCR&R) agency for information concerning early care and education services and other related issues.

T.E.A.C.H.

Teacher Education And Compensation Helps

	2001	2003	2005
Number of scholarships awarded	12	14	11
Number of scholarships by training institution			
<i>Chipola College</i>	0	0	1
<i>Council for Professional Recognition</i>	0	1	0
<i>Gulf Coast Community College</i>	12	11	9
<i>Tallahassee Community College</i>	0	2	1
Number of scholarships by recipient's affiliation			
<i>Non-profit</i>	0	0	0
<i>For profit</i>	0	2	0
<i>Head Start</i>	12	12	11
<i>Public</i>	0	0	0
<i>Faith-based</i>	0	0	0

FAMILY REQUESTS FOR SERVICES

	2001	2003	2005
Requests for Child Care Referrals	8	19	78
Requests for Other Information and/or Services	1,255	2,333	1,760
Full Time: (more than 30 hours a week)	9	20	130
Part Time: (30 hours or less a week)	0	0	5
Odd Hour Care: (includes evening, weekend and overnight care)	1	2	0
Infant Care: (6 weeks to 12 months)	3	6	10
1-year-olds: (12 months to 24 months)	2	4	16
2-year-olds: (24 months to 36 months)	1	3	13
3-year-olds: (36 months to 48 months)	1	3	10
4-year-olds: (48 months to 60 months)	1	2	15
5-year-olds: (not in Kindergarten)	0	1	10
School-age: (Kindergarten through elementary school)	3	6	47



AFFORDABILITY*

	2001	2003	2005
CHILD CARE CENTERS			
Birth-12 months	<i>n/a</i>	\$95	\$95
1-year-olds	<i>n/a</i>	\$85	\$85
2-year-olds	\$75	\$75	\$80
3-year-olds	\$75	\$75	\$80
4-year-olds	\$75	\$75	\$80
Elementary school-age	\$75	\$75	\$80
LICENSED FAMILY CHILD CARE HOMES			
Birth-12 months	<i>n/a</i>	\$125	\$115
1-year-olds	<i>n/a</i>	\$125	\$95
2-year-olds	<i>n/a</i>	\$125	\$95
3-year-olds	<i>n/a</i>	\$125	\$95
4-year-olds	<i>n/a</i>	\$125	\$90
Elementary school-age	<i>n/a</i>	\$125	\$80
REGISTERED FAMILY CHILD CARE HOMES			
Birth-12 months	\$75	\$85	\$100
1-year-olds	\$75	\$75	\$90
2-year-olds	\$75	\$75	\$90
3-year-olds	\$75	\$75	\$90
4-year-olds	\$75	\$75	\$90
Elementary school-age	\$75	\$70	\$75

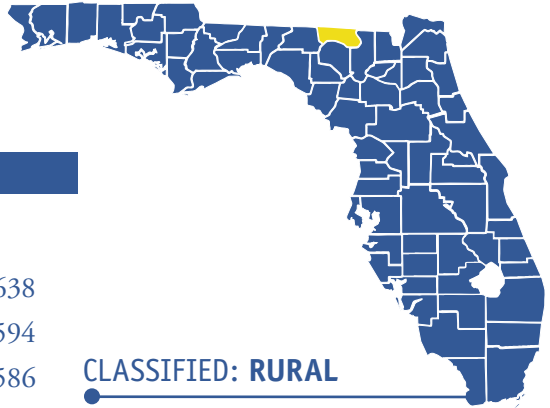
*Cost of child care 75th percentile by age group full time per week

A family of four in Gulf County with a gross income of \$38,700 (200% of Federal Poverty Level), would spend 22% of their income on child care for an infant and a 3-year-old in a child care center.

AVAILABILITY

	2001		2003		2005	
	# of Programs	Capacity	# of Programs	Capacity	# of Programs	Capacity
Licensed Programs (total)	3	67	6	196	7	351
Secular Centers	2	57	4	176	4	321
Faith-Based Centers	0	0	0	0	0	0
School-Age Only	0	0	0	0	0	0
Family Child Care Homes (FCCH)	1	10	2	20	3	30
Large FCCH	0	0	0	0	0	0
Exempt Programs (total)	15	184	15	162	9	224
Secular Centers	0	0	0	0	0	106
Faith-Based Centers	0	0	0	0	1	0
School-Age Only	0	0	0	0	0	0
Registered FCCH	13	130	13	90	6	40
Pre-K Early Intervention Only	2	54	<i>n/a</i>	<i>n/a</i>	<i>n/a</i>	<i>n/a</i>
School-Based Pre-K	<i>n/a</i>	<i>n/a</i>	2	72	2	78
Head Start Programs (total)	4	80	0	0	4	119
Head Start	2	40	0	0	2	40
Early Head Start	2	40	<i>n/a</i>	<i>n/a</i>	2	79
TOTAL	22	331	21	358	20	694

HAMILTON



COUNTY PROFILE

UNITED STATES CENSUS BUREAU (2000)

Median household income	\$25,638
Family households with related children younger than age 18	1,594
Family households with related children younger than age 5	586
Family households below poverty level with related children younger than age 5	236
Families below 150% Federal Poverty Level.....	998
Families below 185% Federal Poverty Level.....	1,235
Families below 185% Federal Poverty Level with related children younger than age 5	388
Families with female householder (<i>no husband present</i>)	757
Families with female householder (<i>no husband present</i>) below poverty level with related children younger than age 5.....	149
Grandparents responsible for grandchild younger than age 18.....	149
Percentage of high school graduates and higher	62.9
Language spoken at home other than English	
Spanish	738
Indo-European languages	50
Asian and Pacific Island languages	18
All other languages	0

OFFICE OF ECONOMIC AND DEMOGRAPHIC RESEARCH, THE FLORIDA LEGISLATURE*

County population	14,025
Number of children in the county population.....	3,506
Number of children in the county population younger than age 5	863
Number of minority children in the county population younger than age 5 ...	356

CHILD CARE FOOD PROGRAM

	2001	2003	2005
Number of participating child care centers and homes	6	8	8

GOLD SEAL ACCREDITATION

Number of child care centers and homes meeting state accrediting standards	1	2	2
--	---	---	---

DIRECTOR CREDENTIAL

Number of credentials awarded.....	0	6	4
------------------------------------	---	---	---

TITLE XXI CHILDREN'S MEDICAL SERVICES NETWORK

Number of enrolled children (<i>birth to 18 years</i>) with special health care needs from low-income families	7	17	14
--	---	----	----

WIC

Infants (<i>birth to less than 12 months</i>) receiving nutritional services.....	101	105	106
Children (<i>1 to 5 years</i>) receiving nutritional services.....	192	269	274

EARLY STEPS

Children (<i>birth to 36 months</i>) receiving early intervention infant/toddler services.....	19	19	18
--	----	----	----

PRE-K DISABILITIES

Children (<i>37 months to 5 years</i>) receiving early intervention preschool age services.....	40	<i>less than 10</i>	38
---	----	---------------------	----

*2003 estimates

CLASSIFIED: RURAL

Although among the smallest counties in the state (i.e., population) more persons live at or below poverty in Hamilton County than any other county. For the number of all persons living in poverty in the state, Hamilton County ranked 1st of all of Florida's 67 counties with the highest percentage of persons living in such circumstances (26%). For those younger than age 5 living in poverty, Hamilton County again ranked 1st (highest percentage) in the state with 39.6% of all young children living in poverty (Census, 2000). Further, many families lived at or below 185% of the Federal Poverty Level (1,235) and 31% of these families had children younger than age 5 in 2000.

T.E.A.C.H.

Teacher Education And Compensation Helps

	2001	2003	2005
Number of scholarships awarded	1	0	0
Number of scholarships by training institution			
<i>Santa Fe Community College</i>	1	0	0
Number of scholarships by recipient's affiliation			
<i>Non-profit</i>	0	0	0
<i>For profit</i>	1	0	0
<i>Head Start</i>	0	0	0
<i>Public</i>	0	0	0
<i>Faith-based</i>	0	0	0

FAMILY REQUESTS FOR SERVICES

	2001	2003	2005
Requests for Child Care Referrals	83	77	49
Requests for Other Information and/or Services	155	67	43
Full Time: (more than 30 hours a week)	16	53	56
Part Time: (30 hours or less a week)	0	12	7
Odd Hour Care: (includes evening, weekend and overnight care)	5	4	10
Infant Care: (6 weeks to 12 months)	12	16	9
1-year-olds: (12 months to 24 months)	18	20	7
2-year-olds: (24 months to 36 months)	14	17	7
3-year-olds: (36 months to 48 months)	30	18	17
4-year-olds: (48 months to 60 months)	11	22	15
5-year-olds: (not in Kindergarten)	12	9	8
School-age: (Kindergarten through elementary school)	30	45	32



AFFORDABILITY*

	2001	2003	2005
CHILD CARE CENTERS			
Birth-12 months	\$90	\$90	\$95
1-year-olds	\$73	\$73	\$73
2-year-olds	\$70	\$70	\$70
3-year-olds	\$69	\$69	\$69
4-year-olds	\$69	\$69	\$69
Elementary school-age	\$69	\$65	\$50
LICENSED FAMILY CHILD CARE HOMES			
Birth-12 months	\$80	\$90	\$95
1-year-olds	\$80	\$85	\$90
2-year-olds	\$80	\$80	\$80
3-year-olds	\$75	\$75	\$75
4-year-olds	\$75	\$75	\$70
Elementary school-age	n/a	\$65	\$65
REGISTERED FAMILY CHILD CARE HOMES			
Birth-12 months	\$75	\$85	\$85
1-year-olds	\$70	\$80	\$80
2-year-olds	\$70	\$75	\$80
3-year-olds	\$70	\$75	\$75
4-year-olds	\$70	\$75	\$75
Elementary school-age	\$65	\$65	\$65

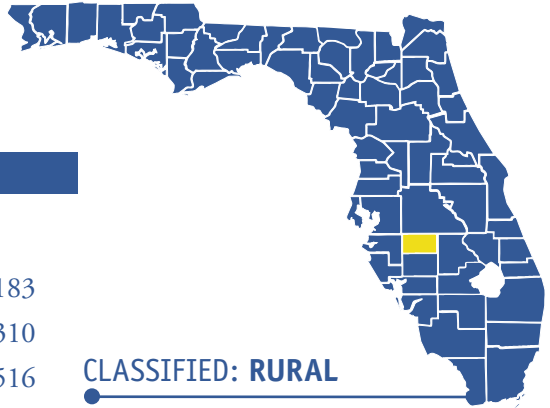
*Cost of child care 75th percentile by age group full time per week

A family of four in Hamilton County with a gross income of \$38,700 (200% of Federal Poverty Level), would spend 21% of their income on child care for an infant and a 3-year-old in a child care center.

AVAILABILITY

	2001		2003		2005	
	# of Programs	Capacity	# of Programs	Capacity	# of Programs	Capacity
Licensed Programs (total)	8	111	9	170	7	129
Secular Centers	7	191	4	105	4	99
Faith-Based Centers	0	0	0	0	0	0
School-Age Only	0	0	0	0	0	0
Family Child Care Homes (FCCH)	1	10	5	65	3	30
Large FCCH	0	0	0	0	0	0
Exempt Programs (total)	18	408	14	268	14	285
Secular Centers	0	0	0	0	1	45
Faith-Based Centers	2	138	1	38	0	0
School-Age Only	1	100	2	100	2	100
Registered FCCH	12	120	8	70	8	80
Pre-K Early Intervention Only	3	50	n/a	n/a	n/a	n/a
School-Based Pre-K	n/a	n/a	3	60	3	60
Head Start Programs (total)	2	49	2	49	3	70
Head Start	2	49	2	49	2	42
Early Head Start	0	0	n/a	n/a	1	28
TOTAL	28	568	25	487	27	554

HARDEE



COUNTY PROFILE

UNITED STATES CENSUS BUREAU (2000)

Median household income	\$30,183
Family households with related children younger than age 18	3,310
Family households with related children younger than age 5	1,516
Family households below poverty level with related children younger than age 5	508
Families below 150% Federal Poverty Level.....	1,967
Families below 185% Federal Poverty Level.....	2,481
Families below 185% Federal Poverty Level with related children younger than age 5	1,002
Families with female householder (<i>no husband present</i>)	974
Families with female householder (<i>no husband present</i>) below poverty level with related children younger than age 5.....	126
Grandparents responsible for grandchild younger than age 18.....	352
Percentage of high school graduates and higher	58.0
Language spoken at home other than English	
Spanish	7,699
Indo-European languages	166
Asian and Pacific Island languages	72
All other languages	57

OFFICE OF ECONOMIC AND DEMOGRAPHIC RESEARCH, THE FLORIDA LEGISLATURE*

County population	27,400
Number of children in the county population.....	8,257
Number of children in the county population younger than age 5	2,114
Number of minority children in the county population younger than age 5 ...	168

	2001	2003	2005
CHILD CARE FOOD PROGRAM			
Number of participating child care centers and homes	12	12	10

	2001	2003	2005
GOLD SEAL ACCREDITATION			
Number of child care centers and homes meeting state accrediting standards	3	6	6

	2001	2003	2005
DIRECTOR CREDENTIAL			
Number of credentials awarded.....	1	14	n/a

	2001	2003	2005
TITLE XXI CHILDREN'S MEDICAL SERVICES NETWORK			
Number of enrolled children (<i>birth to 18 years</i>) with special health care needs from low-income families	20	27	15

	2001	2003	2005
WIC			
Infants (<i>birth to less than 12 months</i>) receiving nutritional services.....	461	462	492
Children (<i>1 to 5 years</i>) receiving nutritional services.....	1,039	922	905

	2001	2003	2005
EARLY STEPS			
Children (<i>birth to 36 months</i>) receiving early intervention infant/toddler services.....	88	97	94

	2001	2003	2005
PRE-K DISABILITIES			
Children (<i>37 months to 5 years</i>) receiving early intervention preschool age services.....	42	42	29

*2003 estimates

CLASSIFIED: RURAL


For the number of all persons living in poverty in the state, Hardee County ranked 2nd of all of the 67 counties in Florida with among the highest percentage of residents living in such circumstances (24.6%). For those younger than age 5 living in poverty, Hardee County again ranked among the poorest at 4th in the state with 34.9% of all young children living in poverty (Census, 2000). In the county, a significantly lower percentage of adults graduated high school or earned higher educations in 2000 (58%) when compared to other counties in the state.

T.E.A.C.H. Teacher Education And Compensation Helps

	2001	2003	2005
Number of scholarships awarded	47	42	30
Number of scholarships by training institution			
<i>Council for Professional Recognition</i>	1	0	1
<i>Polk Community College</i>	24	19	11
<i>South Florida Community College</i>	22	20	13
<i>University of South Florida</i>	0	3	5
Number of scholarships by recipient's affiliation			
<i>Non-profit</i>	2	0	0
<i>For profit</i>	3	1	3
<i>Head Start</i>	39	39	27
<i>Public</i>	3	2	0
<i>Faith-based</i>	0	0	0

FAMILY REQUESTS FOR SERVICES

	2001	2003	2005
Requests for Child Care Referrals	16	54	74
Requests for Other Information and/or Services	138	122	32
Full Time: (more than 30 hours a week)	18	53	97
Part Time: (30 hours or less a week)	1	9	0
Odd Hour Care: (includes evening, weekend and overnight care)	0	0	0
Infant Care: (6 weeks to 12 months)	5	6	26
1-year-olds: (12 months to 24 months)	4	17	21
2-year-olds: (24 months to 36 months)	1	7	18
3-year-olds: (36 months to 48 months)	3	9	19
4-year-olds: (48 months to 60 months)	2	11	13
5-year-olds: (not in Kindergarten)	1	14	7
School-age: (Kindergarten through elementary school)	9	37	50



AFFORDABILITY*

	2001	2003	2005
CHILD CARE CENTERS			
Birth-12 months	\$90	\$95	\$110
1-year-olds	\$85	\$85	\$95
2-year-olds	\$80	\$80	\$90
3-year-olds	\$75	\$75	\$80
4-year-olds	\$75	\$75	\$80
Elementary school-age	\$65	\$66	\$75
LICENSED FAMILY CHILD CARE HOMES			
Birth-12 months	\$120	\$120	\$110
1-year-olds	\$120	\$120	\$95
2-year-olds	\$120	\$120	\$95
3-year-olds	\$85	\$85	\$95
4-year-olds	\$85	\$85	\$95
Elementary school-age	\$75	\$75	n/a
REGISTERED FAMILY CHILD CARE HOMES			
Birth-12 months	\$100	\$100	\$100
1-year-olds	\$95	\$75	\$85
2-year-olds	\$90	\$75	\$85
3-year-olds	\$90	\$75	\$80
4-year-olds	\$90	\$75	\$75
Elementary school-age	\$90	\$65	\$75

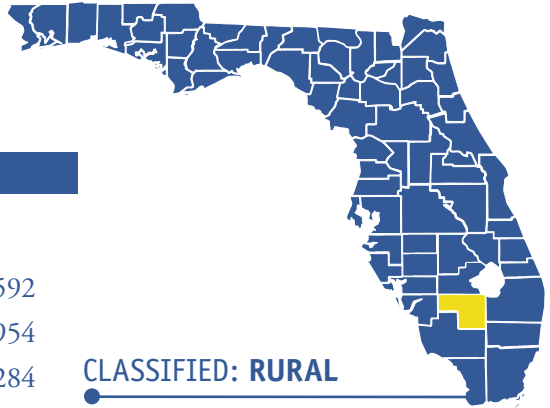
*Cost of child care 75th percentile by age group full time per week

A family of four in Hardee County with a gross income of \$38,700 (200% of Federal Poverty Level), would spend 24% of their income on child care for an infant and a 3-year-old in a child care center.

AVAILABILITY

	2001		2003		2005	
	# of Programs	Capacity	# of Programs	Capacity	# of Programs	Capacity
Licensed Programs (total)	16	683	13	559	13	602
Secular Centers	13	653	11	539	8	430
Faith-Based Centers	0	0	0	0	0	0
School-Age Only	0	0	0	0	2	152
Family Child Care Homes (FCCH)	3	30	2	20	0	0
Large FCCH	0	0	0	0	3	20
Exempt Programs (total)	15	316	14	204	13	489
Secular Centers	0	0	0	0	0	0
Faith-Based Centers	3	169	3	169	4	389
School-Age Only	0	0	0	0	0	0
Registered FCCH	7	57	7	25	7	70
Pre-K Early Intervention Only	5	90	n/a	n/a	n/a	n/a
School-Based Pre-K	n/a	n/a	4	10	2	30
Head Start Programs (total)	10	159	1	92	4	150
Head Start	8	134	1	92	3	118
Early Head Start	2	25	n/a	n/a	1	32
TOTAL	41	1,158	28	855	30	1,241

HENDRY



COUNTY PROFILE

UNITED STATES CENSUS BUREAU (2000)

Median household income	\$33,592
Family households with related children younger than age 18	4,954
Family households with related children younger than age 5	2,284
Family households below poverty level with related children younger than age 5	748
Families below 150% Federal Poverty Level.....	2,470
Families below 185% Federal Poverty Level.....	3,044
Families below 185% Federal Poverty Level with related children younger than age 5	1,340
Families with female householder (<i>no husband present</i>)	1,384
Families with female householder (<i>no husband present</i>) below poverty level with related children younger than age 5.....	223
Grandparents responsible for grandchild younger than age 18.....	450
Percentage of high school graduates and higher	54.2
Language spoken at home other than English	
Spanish	11,896
Indo-European languages	411
Asian and Pacific Island languages	81
All other languages	286

OFFICE OF ECONOMIC AND DEMOGRAPHIC RESEARCH, THE FLORIDA LEGISLATURE*

County population	36,511
Number of children in the county population.....	12,157
Number of children in the county population younger than age 5	3,055
Number of minority children in the county population younger than age 5 ...	506

	2001	2003	2005
CHILD CARE FOOD PROGRAM			
Number of participating child care centers and homes	18	17	16

	2001	2003	2005
GOLD SEAL ACCREDITATION			
Number of child care centers and homes meeting state accrediting standards	5	7	7

	2001	2003	2005
DIRECTOR CREDENTIAL			
Number of credentials awarded.....	4	16	1

	2001	2003	2005
TITLE XXI CHILDREN'S MEDICAL SERVICES NETWORK			
Number of enrolled children (<i>birth to 18 years</i>) with special health care needs from low-income families	16	23	35

	2001	2003	2005
WIC			
Infants (<i>birth to less than 12 months</i>) receiving nutritional services.....	578	613	637
Children (<i>1 to 5 years</i>) receiving nutritional services.....	1,087	1,267	1,224

	2001	2003	2005
EARLY STEPS			
Children (<i>birth to 36 months</i>) receiving early intervention infant/toddler services.....	85	100	72

	2001	2003	2005
PRE-K DISABILITIES			
Children (<i>37 months to 5 years</i>) receiving early intervention preschool age services.....	21	28	28

*2003 estimates

CLASSIFIED: RURAL

For the number of all persons living in poverty in the state, Hendry County ranked amongst the poorest at 3rd of 67 counties with 24.1% of residents living in high poverty circumstances. For those younger than age 5 living in poverty, Hendry County again ranked 3rd in the state with 35% of all young children living in poverty (Census, 2000). The median household income in the county was approximately \$5,000 less than the state median household income of \$38,819 and just over half of residents (54.2%) had earned a high school diploma or higher educations in 2000.

T.E.A.C.H. Teacher Education And Compensation Helps

	2001	2003	2005
Number of scholarships awarded	42	37	33
Number of scholarships by training institution			
<i>Council for Professional Recognition</i>	2	0	2
<i>Edison Community College</i>	26	29	27
<i>Palm Beach Community College</i>	14	8	4
Number of scholarships by recipient's affiliation			
<i>Non-profit</i>	2	3	4
<i>For profit</i>	2	0	0
<i>Head Start</i>	38	34	29
<i>Public</i>	0	0	0
<i>Faith-based</i>	0	0	0

FAMILY REQUESTS FOR SERVICES

	2001	2003	2005
Requests for Child Care Referrals	102	98	142
Requests for Other Information and/or Services	472	356	107
Full Time: (more than 30 hours a week)	122	117	188
Part Time: (30 hours or less a week)	9	5	1
Odd Hour Care: (includes evening, weekend and overnight care)	5	4	15
Infant Care: (6 weeks to 12 months)	34	24	34
1-year-olds: (12 months to 24 months)	27	26	33
2-year-olds: (24 months to 36 months)	25	21	29
3-year-olds: (36 months to 48 months)	16	22	32
4-year-olds: (48 months to 60 months)	8	17	20
5-year-olds: (not in Kindergarten)	9	12	18
School-age: (Kindergarten through elementary school)	37	40	48



AFFORDABILITY*

CHILD CARE CENTERS	2001	2003	2005
Birth-12 months	\$110	\$120	\$140
1-year-olds	\$100	\$110	\$130
2-year-olds	\$100	\$100	\$120
3-year-olds	\$90	\$90	\$120
4-year-olds	\$90	\$90	\$120
Elementary school-age	\$75	\$80	\$90
LICENSED FAMILY CHILD CARE HOMES	2001	2003	2005
Birth-12 months	\$95	\$95	\$125
1-year-olds	\$90	\$90	\$120
2-year-olds	\$85	\$85	\$110
3-year-olds	\$85	\$85	\$108
4-year-olds	\$85	\$85	\$108
Elementary school-age	\$77	\$85	\$90
REGISTERED FAMILY CHILD CARE HOMES	2001	2003	2005
Birth-12 months	\$95	\$80	\$95
1-year-olds	\$90	\$80	\$90
2-year-olds	\$85	\$80	\$85
3-year-olds	\$85	\$80	\$85
4-year-olds	\$85	\$80	\$85
Elementary school-age	\$77	\$75	\$85

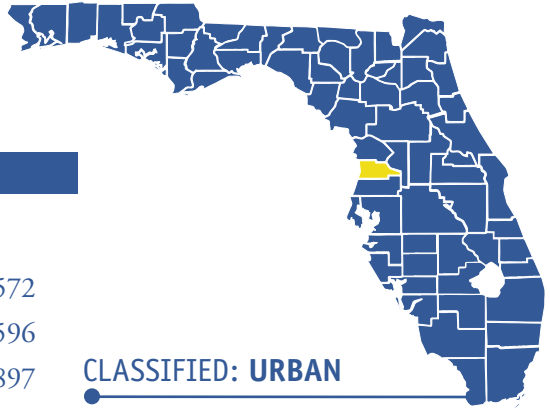
*Cost of child care 75th percentile by age group full time per week

A family of four in Hendry County with a gross income of \$38,700 (200% of Federal Poverty Level), would spend 33% of their income on child care for an infant and a 3-year-old in a child care center.

AVAILABILITY

	2001		2003		2005	
	# of Programs	Capacity	# of Programs	Capacity	# of Programs	Capacity
Licensed Programs (total)	30	1,119	33	1,187	32	1,152
Secular Centers	16	927	14	884	13	849
Faith-Based Centers	2	70	2	70	2	70
School-Age Only	0	0	1	67	1	67
Family Child Care Homes (FCCH)	11	110	16	166	13	130
Large FCCH	1	12	0	0	3	36
Exempt Programs (total)	10	387	7	182	12	254
Secular Centers	0	0	0	0	0	22
Faith-Based Centers	1	122	1	122	1	122
School-Age Only	2	115	0	0	0	0
Registered FCCH	4	40	6	60	11	110
Pre-K Early Intervention Only	3	110	n/a	n/a	n/a	n/a
School-Based Pre-K	n/a	n/a	0	0	0	0
Head Start Programs (total)	13	210	3	229	6	217
Head Start	11	185	3	229	5	196
Early Head Start	2	25	n/a	n/a	1	21
TOTAL	53	1,716	43	1,598	50	1,623

HERNANDO



COUNTY PROFILE

UNITED STATES CENSUS BUREAU (2000)

Median household income	\$32,572
Family households with related children younger than age 18	13,596
Family households with related children younger than age 5	4,897
Family households below poverty level with related children younger than age 5	837
Families below 150% Federal Poverty Level.....	6,040
Families below 185% Federal Poverty Level.....	9,053
Families below 185% Federal Poverty Level with related children younger than age 5	2,055
Families with female householder (<i>no husband present</i>)	4,689
Families with female householder (<i>no husband present</i>) below poverty level with related children younger than age 5.....	472
Grandparents responsible for grandchild younger than age 18.....	1,143
Percentage of high school graduates and higher	78.5
Language spoken at home other than English	
Spanish	5,624
Indo-European languages	5,058
Asian and Pacific Island languages	503
All other languages	467

OFFICE OF ECONOMIC AND DEMOGRAPHIC RESEARCH, THE FLORIDA LEGISLATURE*

County population	146,800
Number of children in the county population.....	28,638
Number of children in the county population younger than age 5	6,472
Number of minority children in the county population younger than age 5 ...	570

CHILD CARE FOOD PROGRAM

	2001	2003	2005
Number of participating child care centers and homes	34	36	27

GOLD SEAL ACCREDITATION

Number of child care centers and homes meeting state accrediting standards	1	13	13
--	---	----	----

DIRECTOR CREDENTIAL

Number of credentials awarded.....	5	56	15
------------------------------------	---	----	----

TITLE XXI CHILDREN'S MEDICAL SERVICES NETWORK

Number of enrolled children (<i>birth to 18 years</i>) with special health care needs from low-income families	78	67	103
--	----	----	-----

WIC

Infants (<i>birth to less than 12 months</i>) receiving nutritional services.....	824	903	990
Children (<i>1 to 5 years</i>) receiving nutritional services.....	1,597	1,794	1,906

EARLY STEPS

Children (<i>birth to 36 months</i>) receiving early intervention infant/toddler services.....	199	184	202
--	-----	-----	-----

PRE-K DISABILITIES

Children (<i>37 months to 5 years</i>) receiving early intervention preschool age services.....	131	152	160
---	-----	-----	-----

*2003 estimates

CLASSIFIED: URBAN

Hernando County ranked 413th of the 500 largest public school districts in the United States according to 2000 Census data. For the number of all persons living in poverty in the state, Hernando County ranked 49th of 67 counties (10.3%) and for those younger than age 5 living in poverty, Hernando County ranked 38th with 18.8% of all young children living in poverty (Census, 2000). Between the years 2003 and 2005, an additional 112 children (1 to 5 years) were enrolled to receive WIC nutritional services in the county.

T.E.A.C.H.

Teacher Education And Compensation Helps

	2001	2003	2005
Number of scholarships awarded	43	31	75
Number of scholarships by training institution			
<i>Central Florida Community College</i>	2	3	2
<i>Childhood Development Services, Inc.</i>	21	12	44
<i>Council for Professional Recognition</i>	3	2	3
<i>Marchman Technical Education Center</i>	2	0	0
<i>Nova Southeastern University</i>	1	0	1
<i>Pasco-Hernando Community College</i>	14	14	23
<i>Tallahassee Community College</i>	0	0	2
Number of scholarships by recipient's affiliation			
<i>Non-profit</i>	3	4	25
<i>For profit</i>	15	20	21
<i>Head Start</i>	16	3	9
<i>Public</i>	0	0	0
<i>Faith-based</i>	9	4	20

Local Contributors to T.E.A.C.H. Program

The Early Learning Coalition has contributed funding to provide for additional scholarships in this county.

FAMILY REQUESTS FOR SERVICES

	2001	2003	2005
Requests for Child Care Referrals	560	678	667
Requests for Other Information and/or Services	954	2,902	3,154
Full Time: (more than 30 hours a week)	296	558	826
Part Time: (30 hours or less a week)	7	40	26
Odd Hour Care: (includes evening, weekend and overnight care)	47	266	139
Infant Care: (6 weeks to 12 months)	135	148	163
1-year-olds: (12 months to 24 months)	106	134	134
2-year-olds: (24 months to 36 months)	121	138	142
3-year-olds: (36 months to 48 months)	103	122	127
4-year-olds: (48 months to 60 months)	65	105	107
5-year-olds: (not in Kindergarten)	65	79	58
School-age: (Kindergarten through elementary school)	204	297	262



AFFORDABILITY*

	2001	2003	2005
CHILD CARE CENTERS			
Birth-12 months	\$100	\$110	\$125
1-year-olds	\$90	\$95	\$100
2-year-olds	\$80	\$85	\$90
3-year-olds	\$75	\$80	\$85
4-year-olds	\$70	\$75	\$85
Elementary school-age	\$100	\$100	\$80
LICENSED FAMILY CHILD CARE HOMES			
Birth-12 months	\$90	\$95	\$100
1-year-olds	\$90	\$90	\$100
2-year-olds	\$85	\$85	\$95
3-year-olds	\$84	\$85	\$90
4-year-olds	\$84	\$80	\$90
Elementary school-age	\$80	\$78	\$85
REGISTERED FAMILY CHILD CARE HOMES			
Birth-12 months	\$95	\$125	\$100
1-year-olds	\$80	\$100	\$100
2-year-olds	\$80	\$100	\$100
3-year-olds	\$80	\$100	\$100
4-year-olds	n/a	\$100	\$90
Elementary school-age	n/a	\$75	\$85

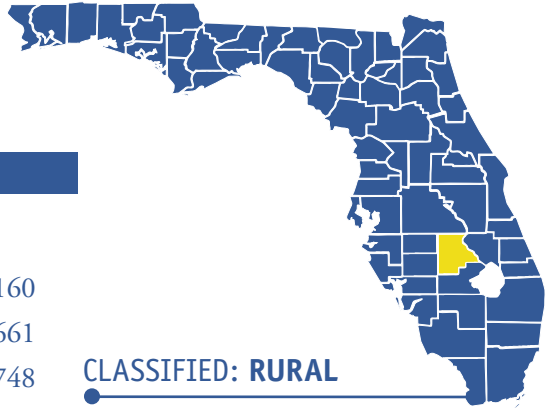
*Cost of child care 75th percentile by age group full time per week

A family of four in Hernando County with a gross income of \$38,700 (200% of Federal Poverty Level), would spend 27% of their income on child care for an infant and a 3-year-old in a child care center.

AVAILABILITY

	2001		2003		2005	
	# of Programs	Capacity	# of Programs	Capacity	# of Programs	Capacity
Licensed Programs (total)	76	2,792	95	2,742	102	2,348
Secular Centers	29	1,757	52	2,292	58	1,988
Faith-Based Centers	0	0	3	150	3	150
School-Age Only	10	675	0	0	0	0
Family Child Care Homes (FCCH)	37	360	40	290	41	210
Large FCCH	0	0	0	0	0	0
Exempt Programs (total)	18	1,760	19	1,460	23	1,192
Secular Centers	0	0	2	190	4	190
Faith-Based Centers	10	1,610	8	1,120	8	852
School-Age Only	0	0	0	0	0	0
Registered FCCH	1	10	3	10	5	10
Pre-K Early Intervention Only	7	140	n/a	n/a	n/a	n/a
School-Based Pre-K	n/a	n/a	6	140	6	140
Head Start Programs (total)	15	267	4	197	4	253
Head Start	15	267	4	197	4	253
Early Head Start	0	0	n/a	n/a	n/a	n/a
TOTAL	109	4,819	118	4,379	129	3,793

HIGHLANDS



COUNTY PROFILE

UNITED STATES CENSUS BUREAU (2000)

Median household income	\$30,160
Family households with related children younger than age 18	8,661
Family households with related children younger than age 5	3,748
Family households below poverty level with related children younger than age 5	972
Families below 150% Federal Poverty Level.....	4,896
Families below 185% Federal Poverty Level.....	6,791
Families below 185% Federal Poverty Level with related children younger than age 5	1,893
Families with female householder (<i>no husband present</i>)	2,970
Families with female householder (<i>no husband present</i>) below poverty level with related children younger than age 5.....	470
Grandparents responsible for grandchild younger than age 18.....	747
Percentage of high school graduates and higher	74.5
Language spoken at home other than English	
Spanish	8,971
Indo-European languages	1,641
Asian and Pacific Island languages	630
All other languages	248

OFFICE OF ECONOMIC AND DEMOGRAPHIC RESEARCH, THE FLORIDA LEGISLATURE*

County population	90,393
Number of children in the county population.....	18,841
Number of children in the county population younger than age 5	4,463
Number of minority children in the county population younger than age 5 ...	1,010

CHILD CARE FOOD PROGRAM

	2001	2003	2005
Number of participating child care centers and homes	16	20	24

GOLD SEAL ACCREDITATION

Number of child care centers and homes meeting state accrediting standards	2	8	8
--	---	---	---

DIRECTOR CREDENTIAL

Number of credentials awarded.....	14	56	5
------------------------------------	----	----	---

TITLE XXI CHILDREN'S MEDICAL SERVICES NETWORK

Number of enrolled children (<i>birth to 18 years</i>) with special health care needs from low-income families	30	63	77
--	----	----	----

WIC

Infants (<i>birth to less than 12 months</i>) receiving nutritional services.....	687	730	775
Children (<i>1 to 5 years</i>) receiving nutritional services.....	1,556	1,658	1,546

EARLY STEPS

Children (<i>birth to 36 months</i>) receiving early intervention infant/toddler services.....	214	229	220
--	-----	-----	-----

PRE-K DISABILITIES

Children (<i>37 months to 5 years</i>) receiving early intervention preschool age services.....	95	90	86
---	----	----	----

*2003 estimates

CLASSIFIED: RURAL

Highlands County ranked 27th of 67 counties in the state with 15.2% of the county population living in poverty. For those younger than age 5 living in poverty, Highlands County ranked 11th with 29.2% of all young children living in poverty (Census, 2000). Further, approximately 13% of county residents spoke a language other than English in their homes and almost 7,000 families lived at 185% of the Federal Poverty level in 2000 (Census, 2000; 2003).

T.E.A.C.H.

Teacher Education And Compensation Helps

	2001	2003	2005
Number of scholarships awarded	61	34	32

Number of scholarships by training institution


<i>Broward Community College</i>	0	0	1
<i>Council for Professional Recognition</i>	1	0	3
<i>North American Progressive Montessori</i>	1	0	0
<i>Polk Community College</i>	0	0	0
<i>South Florida Community College</i>	59	34	28

Number of scholarships by recipient's affiliation

<i>Non-profit</i>	34	28	15
<i>For profit</i>	9	6	8
<i>Head Start</i>	17	0	7
<i>Public</i>	0	0	0
<i>Faith-based</i>	1	0	2

FAMILY REQUESTS FOR SERVICES

	2001	2003	2005
Requests for Child Care Referrals	140	354	303
Requests for Other Information and/or Services	874	286	785
Full Time: (more than 30 hours a week)	167	200	357
Part Time: (30 hours or less a week)	38	18	3
Odd Hour Care: (includes evening, weekend and overnight care)	2	3	0
Infant Care: (6 weeks to 12 months)	35	95	72
1-year-olds: (12 months to 24 months)	22	91	71
2-year-olds: (24 months to 36 months)	39	67	67
3-year-olds: (36 months to 48 months)	30	72	66
4-year-olds: (48 months to 60 months)	23	58	64
5-year-olds: (not in Kindergarten)	23	44	38
School-age: (Kindergarten through elementary school)	70	149	133



AFFORDABILITY*

CHILD CARE CENTERS	2001	2003	2005
Birth-12 months	\$100	\$105	\$120
1-year-olds	\$95	\$100	\$110
2-year-olds	\$90	\$95	\$95
3-year-olds	\$85	\$85	\$90
4-year-olds	\$85	\$81	\$85
Elementary school-age	\$80	\$70	\$80
LICENSED FAMILY CHILD CARE HOMES	2001	2003	2005
Birth-12 months	\$105	\$100	\$110
1-year-olds	\$90	\$90	\$100
2-year-olds	\$85	\$85	\$90
3-year-olds	\$90	\$85	\$85
4-year-olds	\$80	\$85	\$80
Elementary school-age	\$80	\$75	\$75
REGISTERED FAMILY CHILD CARE HOMES	2001	2003	2005
Birth-12 months	\$90	\$95	\$95
1-year-olds	\$80	\$90	\$85
2-year-olds	\$80	\$85	\$90
3-year-olds	\$75	\$85	\$85
4-year-olds	\$75	\$80	\$85
Elementary school-age	\$70	\$85	\$85

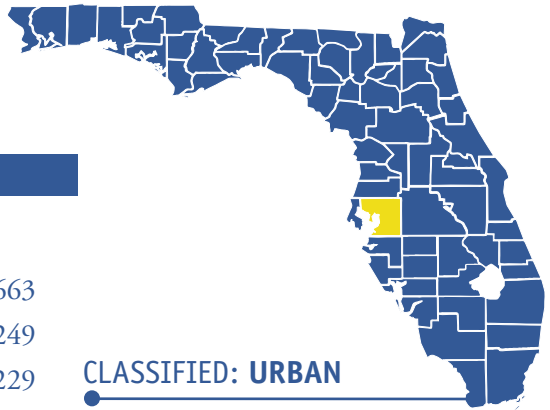
*Cost of child care 75th percentile by age group full time per week

A family of four in Highlands County with a gross income of \$38,700 (200% of Federal Poverty Level), would spend 27% of their income on child care for an infant and a 3-year-old in a child care center.

AVAILABILITY

	2001		2003		2005	
	# of Programs	Capacity	# of Programs	Capacity	# of Programs	Capacity
Licensed Programs (total)	51	1,970	40	1,888	47	1,471
Secular Centers	42	1,620	31	1,522	33	1,293
Faith-Based Centers	0	0	3	334	2	18
School-Age Only	3	302	0	0	4	150
Family Child Care Homes (FCCH)	6	48	6	32	8	10
Large FCCH	0	0	0	0	0	0
Exempt Programs (total)	33	551	25	497	23	343
Secular Centers	0	0	0	0	0	0
Faith-Based Centers	4	271	1	20	1	20
School-Age Only	1	75	0	0	2	200
Registered FCCH	22	42	18	87	18	53
Pre-K Early Intervention Only	6	163	n/a	n/a	n/a	n/a
School-Based Pre-K	n/a	n/a	6	390	2	70
Head Start Programs (total)	15	223	0	0	7	330
Head Start	13	198	0	0	7	259
Early Head Start	2	25	n/a	n/a	5	71
TOTAL	99	2,744	65	2,385	77	2,144

HILLSBOROUGH



COUNTY PROFILE

UNITED STATES CENSUS BUREAU (2000)

Median household income	\$40,663
Family households with related children younger than age 18	136,249
Family households with related children younger than age 5	54,229
Family households below poverty level with related children younger than age 5	9,376
Families below 150% Federal Poverty Level.....	41,261
Families below 185% Federal Poverty Level.....	56,539
Families below 185% Federal Poverty Level with related children younger than age 5	19,692
Families with female householder (<i>no husband present</i>)	50,145
Families with female householder (<i>no husband present</i>) below poverty level with related children younger than age 5.....	5,567
Grandparents responsible for grandchild younger than age 18.....	9,643
Percentage of high school graduates and higher	80.8
Language spoken at home other than English	
Spanish	149,070
Indo-European languages	26,863
Asian and Pacific Island languages	14,418
All other languages	4,175

OFFICE OF ECONOMIC AND DEMOGRAPHIC RESEARCH, THE FLORIDA LEGISLATURE*

County population	1,079,587
Number of children in the county population.....	307,232
Number of children in the county population younger than age 5	74,371
Number of minority children in the county population younger than age 5 ...	18,616

CHILD CARE FOOD PROGRAM

Number of participating child care centers and homes	645	1,296	657
--	-----	-------	-----

GOLD SEAL ACCREDITATION

Number of child care centers and homes meeting state accrediting standards	110	180	198
--	-----	-----	-----

DIRECTOR CREDENTIAL

Number of credentials awarded.....	39	348	147
------------------------------------	----	-----	-----

TITLE XXI CHILDREN'S MEDICAL SERVICES NETWORK

Number of enrolled children (<i>birth to 18 years</i>) with special health care needs from low-income families	306	489	538
--	-----	-----	-----

WIC

Infants (<i>birth to less than 12 months</i>) receiving nutritional services.....	7,795	8,498	8,769
Children (<i>1 to 5 years</i>) receiving nutritional services.....	12,972	14,369	13,574

EARLY STEPS

Children (<i>birth to 36 months</i>) receiving early intervention infant/toddler services.....	2,147	2,616	2,423
--	-------	-------	-------

PRE-K DISABILITIES

Children (<i>37 months to 5 years</i>) receiving early intervention preschool age services.....	992	1,311	1,476
---	-----	-------	-------

*2003 estimates

CLASSIFIED: URBAN

Hillsborough County ranked 34th of the 100 largest counties in the United States and ranked 13th of the 500 largest public school districts in the United States (Census, 2000; 2003). Among the largest counties in the state (i.e., population) Hillsborough County ranked 39th of 67 counties with 12.5% of the county population living in poverty. Further, for the younger population, the county ranked 37th in the state with 19.2% of all young children living in poverty (Census, 2000). In 2005, almost 14,000 calls were made to the local Child Care Resource and Referral (CCR&R) agency seeking information about full time child care (30 hours or more per week).

T.E.A.C.H.

Teacher Education And Compensation Helps

	2001	2003	2005
Number of scholarships awarded	183	184	180

Number of scholarships by training institution

<i>Brewster Tech. Center</i>	8	5	4
<i>Central Florida Institute of Training</i>	n/a	0	1
<i>ChildCare Education Institute</i>	n/a	n/a	18
<i>Council for Professional Recognition</i>	10	25	16
<i>Erwin Tech. Center</i>	0	0	0
<i>Gaither Adult and Community School</i>	1	0	0
<i>Hillsborough C.C.</i>	85	56	72
<i>Hillsborough Training Center</i>	0	0	0
<i>Jefferson H.S. Adult Community Ed.</i>	0	0	0
<i>Learey Vo-Tech</i>	42	71	46
<i>Marchman Technical Education Center</i>	0	0	1
<i>Nova S.E. University</i>	37	23	18
<i>Pasco-Hernando Community College</i>	0	1	0
<i>St. Petersburg College</i>	0	0	0
<i>University of S. Florida</i>	0	3	4

Number of scholarships by recipient's affiliation

<i>Non-profit</i>	35	46	27
<i>For profit</i>	81	72	83
<i>Head Start</i>	43	40	42
<i>Public</i>	8	14	5
<i>Faith-based</i>	16	12	23

Local Contributors to T.E.A.C.H. Program

The Early Learning Coalition has contributed funding to provide for additional scholarships in this county.

FAMILY REQUESTS FOR SERVICES

	2001	2003	2005
Requests for Child Care Referrals	10,463	11,229	12,162
Requests for Other Information and/or Services	292	233	306
Full Time: (more than 30 hours a week)	12,478	13,570	13,450
Part Time: (30 hours or less a week)	946	126	150
Odd Hour Care: (includes evening, weekend and overnight care)	728	1,153	1,280
Infant Care: (6 weeks to 12 months)	2,578	2,288	2,456
1-year-olds: (12 months to 24 months)	1,934	1,823	2,238
2-year-olds: (24 months to 36 months)	1,878	1,777	2,191
3-year-olds: (36 months to 48 months)	1,482	1,929	2,138
4-year-olds: (48 months to 60 months)	1,180	2,000	2,182
5-year-olds: (not in Kindergarten)	1,181	1,116	1,347
School-age: (Kindergarten through elementary school)	4,410	4,961	6,230



AFFORDABILITY*

CHILD CARE CENTERS	2001	2003	2005
Birth-12 months	\$144	\$150	\$160
1-year-olds	\$115	\$122	\$135
2-year-olds	\$105	\$115	\$125
3-year-olds	\$100	\$108	\$118
4-year-olds	\$100	\$108	\$117
Elementary school-age	\$90	\$95	\$100
LICENSED FAMILY CHILD CARE HOMES	2001	2003	2005
Birth-12 months	\$120	\$125	\$125
1-year-olds	\$105	\$110	\$120
2-year-olds	\$100	\$110	\$120
3-year-olds	\$100	\$105	\$115
4-year-olds	\$100	\$100	\$110
Elementary school-age	\$90	\$100	\$100

REGISTERED FAMILY CHILD CARE HOMES

Family child care homes in this county must be licensed.

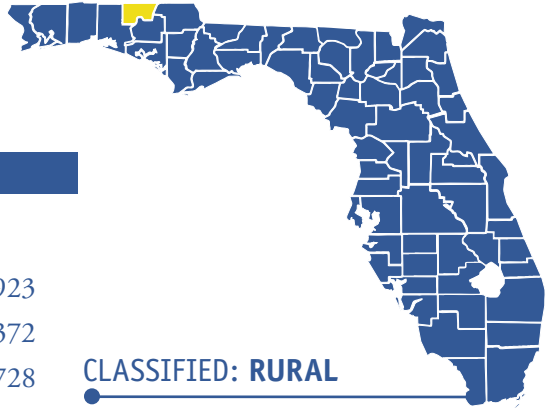
*Cost of child care 75th percentile by age group full time per week

A family of four in Hillsborough County with a gross income of \$38,700 (200% of Federal Poverty Level), would spend 35% of their income on child care for an infant and a 3-year-old in a child care center.

AVAILABILITY

	2001		2003		2005	
	# of Programs	Capacity	# of Programs	Capacity	# of Programs	Capacity
Licensed Programs (total)	1,179	49,816	1,186	52,473	1,156	52,439
Secular Centers	310	29,698	311	30,317	316	31,192
Faith-Based Centers	78	7,612	78	8,220	72	7,878
School-Age Only	84	6,310	89	7,488	82	7,087
Family Child Care Homes (FCCH)	706	6,184	703	6,388	680	6,210
Large FCCH	1	12	5	60	6	72
Exempt Programs (total)	343	28,352	324	25,505	322	26,030
Secular Centers	18	766	25	1,427	25	1,340
Faith-Based Centers	48	4,383	55	4,412	57	4,580
School-Age Only	210	21,893	206	18,651	198	19,018
Registered FCCH	0	0	0	0	0	0
Pre-K Early Intervention Only	67	1,310	n/a	n/a	n/a	n/a
School-Based Pre-K	n/a	n/a	38	1,015	42	1,092
Head Start Programs (total)	67	2,946	65	3,625	67	2,975
Head Start	62	2,831	65	3,625	61	2,964
Early Head Start	5	115	n/a	n/a	6	111
TOTAL	1,589	81,114	1,575	81,603	1,545	81,444

HOLMES



COUNTY PROFILE

UNITED STATES CENSUS BUREAU (2000)

Median household income	\$27,923
Family households with related children younger than age 18	2,372
Family households with related children younger than age 5	728
Family households below poverty level with related children younger than age 5	174
Families below 150% Federal Poverty Level.....	1,262
Families below 185% Federal Poverty Level.....	1,688
Families below 185% Federal Poverty Level with related children younger than age 5	341
Families with female householder (<i>no husband present</i>)	718
Families with female householder (<i>no husband present</i>) below poverty level with related children younger than age 5.....	78
Grandparents responsible for grandchild younger than age 18.....	182
Percentage of high school graduates and higher	65.2
Language spoken at home other than English	
Spanish	402
Indo-European languages	226
Asian and Pacific Island languages	76
All other languages	92

OFFICE OF ECONOMIC AND DEMOGRAPHIC RESEARCH, THE FLORIDA LEGISLATURE*

County population	18,940
Number of children in the county population.....	4,750
Number of children in the county population younger than age 5	1,069
Number of minority children in the county population younger than age 5 ...	56

	2001	2003	2005
CHILD CARE FOOD PROGRAM			
Number of participating child care centers and homes	4	5	6

	2001	2003	2005
GOLD SEAL ACCREDITATION			
Number of child care centers and homes meeting state accrediting standards	4	7	6

	2001	2003	2005
DIRECTOR CREDENTIAL			
Number of credentials awarded.....	1	8	2

	2001	2003	2005
TITLE XXI CHILDREN'S MEDICAL SERVICES NETWORK			
Number of enrolled children (<i>birth to 18 years</i>) with special health care needs from low-income families	11	15	12

	2001	2003	2005
WIC			
Infants (<i>birth to less than 12 months</i>) receiving nutritional services.....	188	197	209
Children (<i>1 to 5 years</i>) receiving nutritional services.....	394	407	424

	2001	2003	2005
EARLY STEPS			
Children (<i>birth to 36 months</i>) receiving early intervention infant/toddler services.....	29	21	22

	2001	2003	2005
PRE-K DISABILITIES			
Children (<i>37 months to 5 years</i>) receiving early intervention preschool age services.....	40	24	39

*2003 estimates

CLASSIFIED: RURAL

For the number of all persons living in poverty in the state, Holmes County ranked 13th of 67 counties (19.1%) and for those younger than age 5 living in poverty, Holmes County ranked 18th in the state with 26.2% of all young children living in poverty (Census, 2000). Residents earned approximately \$11,000 less per year (\$27,923) when compared to the 2000 state median household income of \$38,819 per year and nearly 200 grandparents reported being primarily responsible for a grandchild younger than age 18.

T.E.A.C.H.

Teacher Education And Compensation Helps

	2001	2003	2005
Number of scholarships awarded	1	0	0
Number of scholarships by training institution			
<i>Chipola College</i>	1	0	0
Number of scholarships by recipient's affiliation			
<i>Non-profit</i>	0	0	0
<i>For profit</i>	1	0	0
<i>Head Start</i>	0	0	0
<i>Public</i>	0	0	0
<i>Faith-based</i>	0	0	0

FAMILY REQUESTS FOR SERVICES

	2001	2003	2005
Requests for Child Care Referrals	38	76	356
Requests for Other Information and/or Services	1,388	2,281	2,828
Full Time: (more than 30 hours a week)	40	107	646
Part Time: (30 hours or less a week)	6	20	18
Odd Hour Care: (includes evening, weekend and overnight care)	3	12	1
Infant Care: (6 weeks to 12 months)	11	12	34
1-year-olds: (12 months to 24 months)	15	11	52
2-year-olds: (24 months to 36 months)	11	19	50
3-year-olds: (36 months to 48 months)	10	18	51
4-year-olds: (48 months to 60 months)	6	13	68
5-year-olds: (not in Kindergarten)	6	16	42
School-age: (Kindergarten through elementary school)	9	48	204



AFFORDABILITY*

	2001	2003	2005
CHILD CARE CENTERS			
Birth-12 months	\$98	\$90	\$100
1-year-olds	\$88	\$95	\$90
2-year-olds	\$85	\$80	\$90
3-year-olds	\$80	\$80	\$80
4-year-olds	\$80	\$75	\$80
Elementary school-age	\$75	\$80	\$80
LICENSED FAMILY CHILD CARE HOMES			
Birth-12 months	n/a	n/a	\$110
1-year-olds	\$75	n/a	\$100
2-year-olds	\$75	n/a	\$95
3-year-olds	\$75	n/a	\$90
4-year-olds	\$75	n/a	\$80
Elementary school-age	\$60	n/a	\$80
REGISTERED FAMILY CHILD CARE HOMES			
Birth-12 months	\$78	\$78	\$90
1-year-olds	\$75	\$75	\$80
2-year-olds	\$75	\$75	\$80
3-year-olds	\$75	\$75	\$80
4-year-olds	\$75	\$75	\$80
Elementary school-age	\$65	\$70	\$70

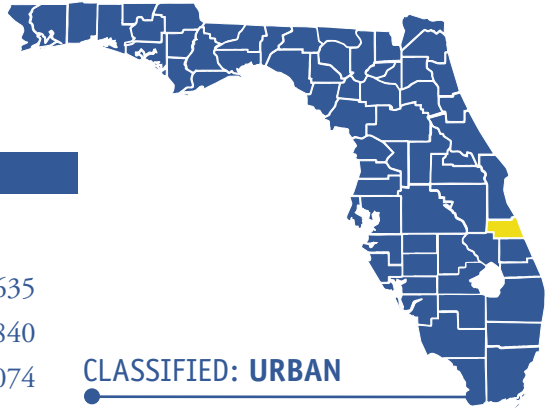
*Cost of child care 75th percentile by age group full time per week

A family of four in Holmes County with a gross income of \$38,700 (200% of Federal Poverty Level), would spend 23% of their income on child care for an infant and a 3-year-old in a child care center.

AVAILABILITY

	2001		2003		2005	
	# of Programs	Capacity	# of Programs	Capacity	# of Programs	Capacity
Licensed Programs (total)	10	470	8	317	9	327
Secular Centers	10	470	6	272	6	272
Faith-Based Centers	0	0	2	45	2	45
School-Age Only	0	0	0	0	0	0
Family Child Care Homes (FCCH)	0	0	0	0	1	10
Large FCCH	0	0	0	0	0	0
Exempt Programs (total)	16	176	13	90	13	120
Secular Centers	0	0	0	0	0	0
Faith-Based Centers	0	0	0	0	0	0
School-Age Only	0	0	0	0	0	0
Registered FCCH	10	100	10	90	10	100
Pre-K Early Intervention Only	6	76	n/a	n/a	n/a	n/a
School-Based Pre-K	n/a	n/a	3	0	3	20
Head Start Programs (total)	4	63	1	83	1	57
Head Start	4	63	1	83	1	57
Early Head Start	0	0	n/a	n/a	n/a	n/a
TOTAL	30	709	22	490	23	504

INDIAN RIVER



COUNTY PROFILE

UNITED STATES CENSUS BUREAU (2000)

Median household income	\$39,635
Family households with related children younger than age 18	11,840
Family households with related children younger than age 5	4,074
Family households below poverty level with related children younger than age 5	609
Families below 150% Federal Poverty Level.....	4,145
Families below 185% Federal Poverty Level.....	5,991
Families below 185% Federal Poverty Level with related children younger than age 5	1,536
Families with female householder (<i>no husband present</i>)	4,385
Families with female householder (<i>no husband present</i>) below poverty level with related children younger than age 5.....	355
Grandparents responsible for grandchild younger than age 18.....	955
Percentage of high school graduates and higher	81.6
Language spoken at home other than English	
Spanish	6,925
Indo-European languages	3,527
Asian and Pacific Island languages	585
All other languages	210

OFFICE OF ECONOMIC AND DEMOGRAPHIC RESEARCH, THE FLORIDA LEGISLATURE*

County population	121,174
Number of children in the county population.....	24,768
Number of children in the county population younger than age 5	5,600
Number of minority children in the county population younger than age 5 ...	946

CHILD CARE FOOD PROGRAM

	2001	2003	2005
Number of participating child care centers and homes	25	21	18

GOLD SEAL ACCREDITATION

Number of child care centers and homes meeting state accrediting standards	16	21	21
--	----	----	----

DIRECTOR CREDENTIAL

Number of credentials awarded.....	2	48	10
------------------------------------	---	----	----

TITLE XXI CHILDREN'S MEDICAL SERVICES NETWORK

Number of enrolled children (<i>birth to 18 years</i>) with special health care needs from low-income families	49	100	83
--	----	-----	----

WIC

Infants (<i>birth to less than 12 months</i>) receiving nutritional services.....	701	832	778
Children (<i>1 to 5 years</i>) receiving nutritional services.....	996	1,249	1,109

EARLY STEPS

Children (<i>birth to 36 months</i>) receiving early intervention infant/toddler services.....	118	162	185
--	-----	-----	-----

PRE-K DISABILITIES

Children (<i>37 months to 5 years</i>) receiving early intervention preschool age services.....	160	173	157
---	-----	-----	-----

*2003 estimates

CLASSIFIED: URBAN

In 2000, Indian River County made the list of the 500 largest public school districts in the United States at 494th largest (Census, 2000). Specifically in Florida, Indian River County ranked 58th in the state for the total number of persons living in poverty (9.3%) and for those younger than age 5 living in poverty, the county ranked 47th with 17.3% of all young children living in poverty (Census, 2000). Early childhood teachers in this county have been steadily involved in the T.E.A.C.H. Early Childhood® program with 33 recipients in 2001 and to 44 in 2005.


T.E.A.C.H.

Teacher Education And Compensation Helps

	2001	2003	2005
Number of scholarships awarded	33	40	44
Number of scholarships by training institution			
<i>Brevard Community College</i>	0	1	0
<i>Council for Professional Recognition</i>	0	0	4
<i>Edison Community College</i>	1	0	0
<i>Indian River Community College</i>	32	35	34
<i>Palm Beach Community College</i>	0	3	4
Number of scholarships by recipient's affiliation			
<i>Non-profit</i>	9	10	8
<i>For profit</i>	2	6	9
<i>Head Start</i>	22	22	23
<i>Public</i>	0	2	0
<i>Faith-based</i>	0	0	5

FAMILY REQUESTS FOR SERVICES

	2001	2003	2005
Requests for Child Care Referrals	257	159	139
Requests for Other Information and/or Services	20	97	463
Full Time: (more than 30 hours a week)	175	151	132
Part Time: (30 hours or less a week)	16	16	10
Odd Hour Care: (includes evening, weekend and overnight care)	21	33	26
Infant Care: (6 weeks to 12 months)	66	40	43
1-year-olds: (12 months to 24 months)	62	38	27
2-year-olds: (24 months to 36 months)	41	26	17
3-year-olds: (36 months to 48 months)	36	36	29
4-year-olds: (48 months to 60 months)	29	25	24
5-year-olds: (not in Kindergarten)	29	9	10
School-age: (Kindergarten through elementary school)	59	46	16



AFFORDABILITY*

	2001	2003	2005
CHILD CARE CENTERS			
Birth-12 months	\$102	\$110	\$110
1-year-olds	\$95	\$100	\$100
2-year-olds	\$96	\$100	\$100
3-year-olds	\$90	\$95	\$95
4-year-olds	\$87	\$95	\$95
Elementary school-age	\$85	\$87	\$90
LICENSED FAMILY CHILD CARE HOMES			
Birth-12 months	\$100	\$100	\$100
1-year-olds	\$90	\$90	\$90
2-year-olds	\$90	\$90	\$90
3-year-olds	\$90	\$90	\$90
4-year-olds	\$90	\$90	\$90
Elementary school-age	\$75	\$80	\$85
REGISTERED FAMILY CHILD CARE HOMES			
Birth-12 months	\$95	\$90	\$100
1-year-olds	\$90	\$90	\$95
2-year-olds	\$90	\$90	\$95
3-year-olds	\$90	\$90	\$95
4-year-olds	\$90	\$90	\$95
Elementary school-age	\$80	\$75	\$100

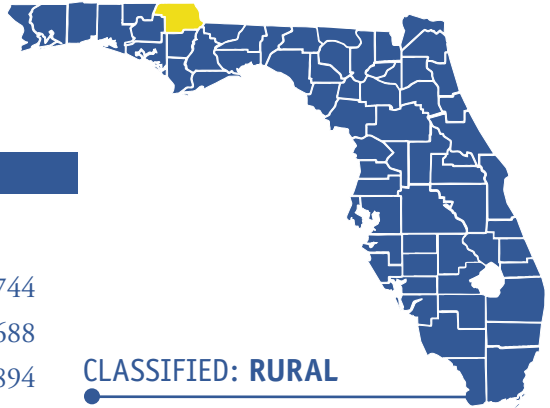
*Cost of child care 75th percentile by age group full time per week

A family of four in Indian River County with a gross income of \$38,700 (200% of Federal Poverty Level), would spend 26% of their income on child care for an infant and a 3-year-old in a child care center.

AVAILABILITY

	2001		2003		2005	
	# of Programs	Capacity	# of Programs	Capacity	# of Programs	Capacity
Licensed Programs (total)	50	3,336	58	3,231	50	2,805
Secular Centers	35	2,991	37	2,706	31	2,426
Faith-Based Centers	4	255	6	391	4	255
School-Age Only	0	0	0	0	0	0
Family Child Care Homes (FCCH)	11	90	15	134	15	124
Large FCCH	0	0	0	0	0	0
Exempt Programs (total)	61	4,186	56	3,774	57	3,788
Secular Centers	0	0	2	240	2	240
Faith-Based Centers	3	160	3	160	3	160
School-Age Only	18	3,645	17	3,022	17	3,022
Registered FCCH	26	199	25	184	26	198
Pre-K Early Intervention Only	14	182	n/a	n/a	n/a	n/a
School-Based Pre-K	n/a	n/a	9	168	9	168
Head Start Programs (total)	9	240	5	231	5	94
Head Start	9	240	5	231	5	94
Early Head Start	0	0	n/a	n/a	n/a	n/a
TOTAL	120	7,762	119	7,236	112	6,687

JACKSON



COUNTY PROFILE

UNITED STATES CENSUS BUREAU (2000)

Median household income	\$29,744
Family households with related children younger than age 18	5,688
Family households with related children younger than age 5	1,894
Family households below poverty level with related children younger than age 5	2,705
Families below 150% Federal Poverty Level.....	3,614
Families below 185% Federal Poverty Level.....	989
Families below 185% Federal Poverty Level with related children younger than age 5	512
Families with female householder (<i>no husband present</i>)	2,283
Families with female householder (<i>no husband present</i>) below poverty level with related children younger than age 5.....	317
Grandparents responsible for grandchild younger than age 18.....	548
Percentage of high school graduates and higher	69.1
Language spoken at home other than English	
Spanish	1,279
Indo-European languages	389
Asian and Pacific Island languages	111
All other languages	158

OFFICE OF ECONOMIC AND DEMOGRAPHIC RESEARCH, THE FLORIDA LEGISLATURE*

County population	48,991
Number of children in the county population.....	11,816
Number of children in the county population younger than age 5	2,648
Number of minority children in the county population younger than age 5 ...	778

	2001	2003	2005
--	-------------	-------------	-------------

CHILD CARE FOOD PROGRAM			
Number of participating child care centers and homes	19	19	9

GOLD SEAL ACCREDITATION			
Number of child care centers and homes meeting state accrediting standards	0	9	10

DIRECTOR CREDENTIAL			
Number of credentials awarded.....	3	22	2

TITLE XXI CHILDREN'S MEDICAL SERVICES NETWORK			
Number of enrolled children (<i>birth to 18 years</i>) with special health care needs from low-income families	12	30	26

WIC			
Infants (<i>birth to less than 12 months</i>) receiving nutritional services.....	398	454	431
Children (<i>1 to 5 years</i>) receiving nutritional services.....	876	896	976

EARLY STEPS			
Children (<i>birth to 36 months</i>) receiving early intervention infant/toddler services.....	96	110	114

PRE-K DISABILITIES			
Children (<i>37 months to 5 years</i>) receiving early intervention preschool age services.....	90	110	116

*2003 estimates

CLASSIFIED: RURAL

For the number of all persons living in poverty in Florida, Jackson County ranked 21st of 67 counties (17.2%) and for those younger than age 5 living in poverty, Jackson County ranked 13th in the state with 29.1% of all young children living in poverty (Census, 2000). Residents earned approximately \$9,000 less per year (\$29,744) when compared to state median household income in 2000 of \$38,819 per year. In 2005, nearly 8,000 phone calls were made to the local Child Care Resource and Referral (CCR&R) agency from families seeking information about early care and education services and other related issues.

T.E.A.C.H. Teacher Education And Compensation Helps

	2001	2003	2005
Number of scholarships awarded	1	1	18
Number of scholarships by training institution			
<i>Chipola College</i>	1	1	18
Number of scholarships by recipient's affiliation			
<i>Non-profit</i>	0	1	2
<i>For profit</i>	0	0	16
<i>Head Start</i>	0	0	0
<i>Public</i>	0	0	0
<i>Faith-based</i>	1	0	0

FAMILY REQUESTS FOR SERVICES

	2001	2003	2005
Requests for Child Care Referrals	286	421	701
Requests for Other Information and/or Services	5,871	6,987	7,818
Full Time: (more than 30 hours a week)	223	446	1,236
Part Time: (30 hours or less a week)	4	11	63
Odd Hour Care: (includes evening, weekend and overnight care)	6	9	12
Infant Care: (6 weeks to 12 months)	81	73	81
1-year-olds: (12 months to 24 months)	76	83	119
2-year-olds: (24 months to 36 months)	69	82	116
3-year-olds: (36 months to 48 months)	55	75	98
4-year-olds: (48 months to 60 months)	37	58	103
5-year-olds: (not in Kindergarten)	37	50	62
School-age: (Kindergarten through elementary school)	144	228	302



AFFORDABILITY*

CHILD CARE CENTERS	2001	2003	2005
Birth-12 months	\$92	\$95	\$110
1-year-olds	\$85	\$90	\$100
2-year-olds	\$84	\$90	\$95
3-year-olds	\$80	\$85	\$90
4-year-olds	\$80	\$85	\$90
Elementary school-age	\$77	\$80	\$80
LICENSED FAMILY CHILD CARE HOMES	2001	2003	2005
Birth-12 months	\$100	\$100	\$125
1-year-olds	\$100	\$100	\$100
2-year-olds	\$100	\$100	\$95
3-year-olds	\$95	\$100	\$95
4-year-olds	\$80	\$80	\$90
Elementary school-age	\$77	\$77	\$80
REGISTERED FAMILY CHILD CARE HOMES	2001	2003	2005
Birth-12 months	\$75	\$78	\$90
1-year-olds	\$70	\$75	\$90
2-year-olds	\$70	\$75	\$90
3-year-olds	\$70	\$75	\$85
4-year-olds	\$70	\$75	\$85
Elementary school-age	\$65	\$70	\$75

*Cost of child care 75th percentile by age group full time per week

A family of four in Jackson County with a gross income of \$38,700 (200% of Federal Poverty Level), would spend 25% of their income on child care for an infant and a 3-year-old in a child care center.

AVAILABILITY

	2001		2003		2005	
	# of Programs	Capacity	# of Programs	Capacity	# of Programs	Capacity
Licensed Programs (total)	24	1,052	24	645	25	978
Secular Centers	20	972	20	625	21	938
Faith-Based Centers	0	0	0	0	0	0
School-Age Only	1	50	0	0	0	0
Family Child Care Homes (FCCH)	3	30	4	20	4	40
Large FCCH	0	0	0	0	0	0
Exempt Programs (total)	32	1,183	25	1,091	26	1,091
Secular Centers	0	0	1	0	0	0
Faith-Based Centers	1	30	1	0	1	0
School-Age Only	1	900	1	900	2	900
Registered FCCH	15	150	16	120	17	160
Pre-K Early Intervention Only	15	103	n/a	n/a	n/a	n/a
School-Based Pre-K	n/a	n/a	6	71	6	31
Head Start Programs (total)	15	182	7	246	7	259
Head Start	15	182	7	246	6	228
Early Head Start	0	0	n/a	n/a	1	31
TOTAL	71	2,417	56	1,982	58	2,328