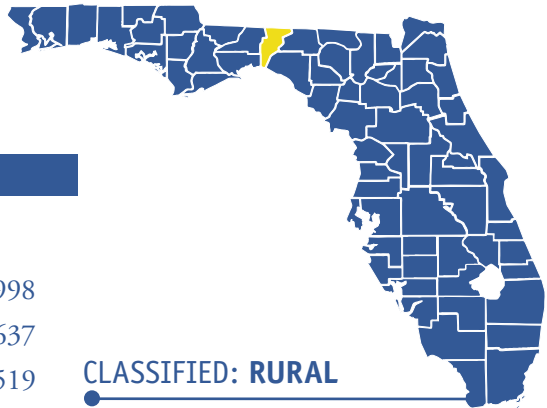


JEFFERSON



COUNTY PROFILE

UNITED STATES CENSUS BUREAU (2000)

Median household income	\$32,998
Family households with related children younger than age 18	1,637
Family households with related children younger than age 5	519
Family households below poverty level with related children younger than age 5	122
Families below 150% Federal Poverty Level.....	760
Families below 185% Federal Poverty Level.....	1,019
Families below 185% Federal Poverty Level with related children younger than age 5	230
Families with female householder (<i>no husband present</i>)	705
Families with female householder (<i>no husband present</i>) below poverty level with related children younger than age 5.....	75
Grandparents responsible for grandchild younger than age 18.....	203
Percentage of high school graduates and higher	73.2
Language spoken at home other than English	
Spanish	274
Indo-European languages	68
Asian and Pacific Island languages	35
All other languages	0

OFFICE OF ECONOMIC AND DEMOGRAPHIC RESEARCH, THE FLORIDA LEGISLATURE*

County population	13,982
Number of children in the county population.....	3,167
Number of children in the county population younger than age 5	717
Number of minority children in the county population younger than age 5 ...	294

	2001	2003	2005
--	-------------	-------------	-------------

CHILD CARE FOOD PROGRAM			
Number of participating child care centers and homes	4	5	4

GOLD SEAL ACCREDITATION			
Number of child care centers and homes meeting state accrediting standards	1	3	3

DIRECTOR CREDENTIAL			
Number of credentials awarded.....	0	4	2

TITLE XXI CHILDREN'S MEDICAL SERVICES NETWORK			
Number of enrolled children (<i>birth to 18 years</i>) with special health care needs from low-income families	8	6	6

WIC			
Infants (<i>birth to less than 12 months</i>) receiving nutritional services.....	135	92	118
Children (<i>1 to 5 years</i>) receiving nutritional services.....	300	247	225

EARLY STEPS			
Children (<i>birth to 36 months</i>) receiving early intervention infant/toddler services.....	29	22	20

PRE-K DISABILITIES			
Children (<i>37 months to 5 years</i>) receiving early intervention preschool age services.....	65	61	48

*2003 estimates

CLASSIFIED: RURAL

For the number of all persons living in poverty in Florida, Jefferson County ranked 22nd of 67 counties (17.1%) and for those younger than age 5 living in poverty, Jefferson County ranked 19th in the state with 25% of all young children living in poverty (Census, 2000). More than 1,000 Jefferson County families lived below 185% of the Federal Poverty Level and 230 of these families had young children in 2000 (Census, 2000).

T.E.A.C.H. Teacher Education And Compensation Helps

	2001	2003	2005
Number of scholarships awarded	8	9	6
Number of scholarships by training institution			
<i>Kids Incorporated of the Big Bend</i>	0	1	2
<i>North Florida Community College</i>	2	4	2
<i>Tallahassee Community College</i>	6	4	2
Number of scholarships by recipient's affiliation			
<i>Non-profit</i>	2	5	5
<i>For profit</i>	1	2	1
<i>Head Start</i>	5	2	0
<i>Public</i>	0	0	0
<i>Faith-based</i>	0	0	0

FAMILY REQUESTS FOR SERVICES

	2001	2003	2005
Requests for Child Care Referrals	43	6	10
Requests for Other Information and/or Services	17	3	0
Full Time: (more than 30 hours a week)	22	5	10
Part Time: (30 hours or less a week)	3	0	0
Odd Hour Care: (includes evening, weekend and overnight care)	2	4	0
Infant Care: (6 weeks to 12 months)	9	3	3
1-year-olds: (12 months to 24 months)	8	2	3
2-year-olds: (24 months to 36 months)	9	2	2
3-year-olds: (36 months to 48 months)	7	0	2
4-year-olds: (48 months to 60 months)	4	1	1
5-year-olds: (not in Kindergarten)	3	0	1
School-age: (Kindergarten through elementary school)	12	1	1



AFFORDABILITY*

CHILD CARE CENTERS	2001	2003	2005
Birth-12 months	\$104	\$114	\$106
1-year-olds	\$95	\$101	\$105
2-year-olds	\$95	\$101	\$105
3-year-olds	\$75	\$88	\$103
4-year-olds	\$75	\$80	\$103
Elementary school-age	\$100	\$100	\$100
LICENSED FAMILY CHILD CARE HOMES	2001	2003	2005
Birth-12 months	\$50	\$100	\$100
1-year-olds	\$50	\$100	\$100
2-year-olds	\$50	\$100	\$100
3-year-olds	\$50	\$100	\$100
4-year-olds	\$50	\$100	\$100
Elementary school-age	\$50	\$100	\$100
REGISTERED FAMILY CHILD CARE HOMES	2001	2003	2005
Birth-12 months	\$75	\$100	\$100
1-year-olds	\$75	\$100	\$100
2-year-olds	\$75	\$100	\$100
3-year-olds	\$75	\$100	\$100
4-year-olds	\$75	\$100	\$100
Elementary school-age	\$80	\$100	\$100

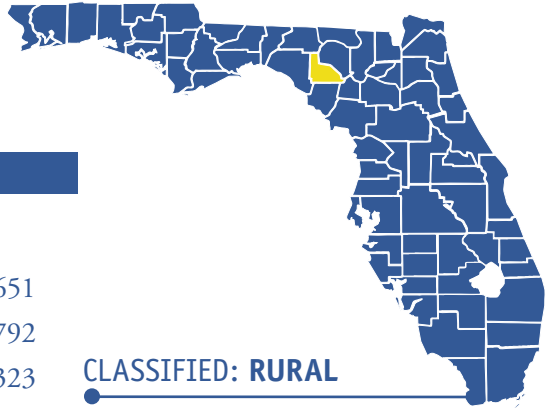
*Cost of child care 75th percentile by age group full time per week

A family of four in Jefferson County with a gross income of \$38,700 (200% of Federal Poverty Level), would spend 26% of their income on child care for an infant and a 3-year-old in a child care center.

AVAILABILITY

	2001		2003		2005	
	# of Programs	Capacity	# of Programs	Capacity	# of Programs	Capacity
Licensed Programs (total)	7	249	6	106	5	96
Secular Centers	4	140	4	86	4	86
Faith-Based Centers	2	99	0	0	0	0
School-Age Only	0	0	0	0	0	0
Family Child Care Homes (FCCH)	1	10	2	20	1	10
Large FCCH	0	0	0	0	0	0
Exempt Programs (total)	16	206	13	466	12	416
Secular Centers	0	0	2	220	1	200
Faith-Based Centers	1	34	1	36	1	36
School-Age Only	0	0	0	0	0	0
Registered FCCH	12	120	9	90	9	60
Pre-K Early Intervention Only	3	52	n/a	n/a	n/a	n/a
School-Based Pre-K	n/a	n/a	1	120	1	120
Head Start Programs (total)	2	32	1	37	2	88
Head Start	2	32	1	37	1	49
Early Head Start	0	0	n/a	n/a	1	39
TOTAL	25	487	20	609	19	600

LAFAYETTE



COUNTY PROFILE

UNITED STATES CENSUS BUREAU (2000)

Median household income	\$30,651
Family households with related children younger than age 18	792
Family households with related children younger than age 5	323
Family households below poverty level with related children younger than age 5	101
Families below 150% Federal Poverty Level.....	204
Families below 185% Federal Poverty Level.....	46
Families below 185% Federal Poverty Level with related children younger than age 5	402
Families with female householder (<i>no husband present</i>)	572
Families with female householder (<i>no husband present</i>) below poverty level with related children younger than age 5.....	208
Grandparents responsible for grandchild younger than age 18.....	123
Percentage of high school graduates and higher	68.2
Language spoken at home other than English	
Spanish	654
Indo-European languages	88
Asian and Pacific Island languages	9
All other languages	0

OFFICE OF ECONOMIC AND DEMOGRAPHIC RESEARCH, THE FLORIDA LEGISLATURE*

County population	7,553
Number of children in the county population.....	1,702
Number of children in the county population younger than age 5	392
Number of minority children in the county population younger than age 5 ...	35

	2001	2003	2005
--	-------------	-------------	-------------

CHILD CARE FOOD PROGRAM

Number of participating child care centers and homes	2	2	1
--	---	---	---

GOLD SEAL ACCREDITATION

Number of child care centers and homes meeting state accrediting standards	1	2	2
--	---	---	---

DIRECTOR CREDENTIAL

Number of credentials awarded.....	1	3	1
------------------------------------	---	---	---

TITLE XXI CHILDREN'S MEDICAL SERVICES NETWORK

Number of enrolled children (<i>birth to 18 years</i>) with special health care needs from low-income families	5	6	5
--	---	---	---

WIC

Infants (<i>birth to less than 12 months</i>) receiving nutritional services.....	63	26	39
Children (<i>1 to 5 years</i>) receiving nutritional services.....	105	91	96

EARLY STEPS

Children (<i>birth to 36 months</i>) receiving early intervention infant/toddler services.....	6	4	9
--	---	---	---

PRE-K DISABILITIES

Children (<i>37 months to 5 years</i>) receiving early intervention preschool age services.....	15	<i>less than 10</i>	<i>less than 10</i>
---	----	---------------------	---------------------

*2003 estimates

CLASSIFIED: RURAL

Lafayette County is one of the smallest counties in the state (i.e., population), with only one county being smaller. In this county, 23% of the total county population were children according to 2003 Census estimation data and many were living in poor circumstances. For the number of all persons living in poverty in Florida, Lafayette County ranked 20th of 67 counties (17.5%) and for those younger than age 5 living in poverty, Lafayette County ranked 9th in the state with a high 30.6% of all young children living in poverty (Census, 2000).


T.E.A.C.H.

Teacher Education And Compensation Helps

	2001	2003	2005
Number of scholarships awarded	0	0	0
Number of scholarships by training institution	0	0	0
Number of scholarships by recipient's affiliation			
<i>Non-profit</i>	0	0	0
<i>For profit</i>	0	0	0
<i>Head Start</i>	0	0	0
<i>Public</i>	0	0	0
<i>Faith-based</i>	0	0	0

FAMILY REQUESTS FOR SERVICES

	2001	2003	2005
Requests for Child Care Referrals	40	23	14
Requests for Other Information and/or Services	62	7	1
Full Time: (more than 30 hours a week)	12	13	21
Part Time: (30 hours or less a week)	0	0	0
Odd Hour Care: (includes evening, weekend and overnight care)	0	1	0
Infant Care: (6 weeks to 12 months)	4	1	3
1-year-olds: (12 months to 24 months)	4	7	2
2-year-olds: (24 months to 36 months)	13	4	8
3-year-olds: (36 months to 48 months)	8	4	5
4-year-olds: (48 months to 60 months)	9	5	3
5-year-olds: (not in Kindergarten)	9	2	2
School-age: (Kindergarten through elementary school)	17	17	4



AFFORDABILITY*

CHILD CARE CENTERS	2001	2003	2005
Birth-12 months	<i>n/a</i>	<i>n/a</i>	\$110
1-year-olds	\$75	\$75	\$75
2-year-olds	\$75	\$75	\$75
3-year-olds	\$70	\$70	\$70
4-year-olds	\$70	\$70	\$70
Elementary school-age	\$65	\$65	<i>n/a</i>

LICENSED FAMILY CHILD CARE HOMES

There are no licensed family child care homes in this county.

REGISTERED FAMILY CHILD CARE HOMES

	2001	2003	2005
Birth-12 months	\$75	\$75	\$75
1-year-olds	\$70	\$75	\$75
2-year-olds	\$70	\$75	\$75
3-year-olds	\$65	\$70	\$70
4-year-olds	\$65	\$70	\$70
Elementary school-age	<i>n/a</i>	\$50	\$50

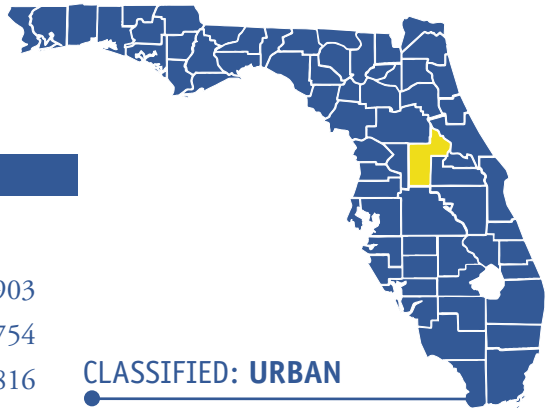
*Cost of child care 75th percentile by age group full time per week

A family of four in Lafayette County with a gross income of \$38,700 (200% of Federal Poverty Level), would spend 23% of their income on child care for an infant and a 3-year-old in a child care center.

AVAILABILITY

	2001		2003		2005	
	# of Programs	Capacity	# of Programs	Capacity	# of Programs	Capacity
Licensed Programs (total)	5	128	3	72	2	29
Secular Centers	4	118	3	72	2	29
Faith-Based Centers	0	0	0	0	0	0
School-Age Only	0	0	0	0	0	0
Family Child Care Homes (FCCH)	1	10	0	0	0	0
Large FCCH	0	0	0	0	0	0
Exempt Programs (total)	3	30	5	160	5	96
Secular Centers	0	0	0	0	0	0
Faith-Based Centers	0	0	1	120	1	61
School-Age Only	0	0	0	0	0	0
Registered FCCH	3	30	4	40	4	35
Pre-K Early Intervention Only	0	0	<i>n/a</i>	<i>n/a</i>	<i>n/a</i>	<i>n/a</i>
School-Based Pre-K	<i>n/a</i>	<i>n/a</i>	0	0	0	0
Head Start Programs (total)	2	32	2	51	1	32
Head Start	2	32	2	51	1	32
Early Head Start	0	0	<i>n/a</i>	<i>n/a</i>	<i>n/a</i>	<i>n/a</i>
TOTAL	10	190	10	283	8	157

LAKE



COUNTY PROFILE

UNITED STATES CENSUS BUREAU (2000)

Median household income	\$36,903
Family households with related children younger than age 18	22,754
Family households with related children younger than age 5	8,816
Family households below poverty level with related children younger than age 5	1,349
Families below 150% Federal Poverty Level.....	8,823
Families below 185% Federal Poverty Level.....	12,396
Families below 185% Federal Poverty Level with related children younger than age 5	3,564
Families with female householder (<i>no husband present</i>)	7,276
Families with female householder (<i>no husband present</i>) below poverty level with related children younger than age 5.....	812
Grandparents responsible for grandchild younger than age 18.....	1,729
Percentage of high school graduates and higher	79.8
Language spoken at home other than English	
Spanish	11,262
Indo-European languages	4,224
Asian and Pacific Island languages	852
All other languages	498

OFFICE OF ECONOMIC AND DEMOGRAPHIC RESEARCH, THE FLORIDA LEGISLATURE*

County population	240,716
Number of children in the county population.....	52,358
Number of children in the county population younger than age 5	12,759
Number of minority children in the county population younger than age 5 ...	2,059

	2001	2003	2005
--	-------------	-------------	-------------

CHILD CARE FOOD PROGRAM			
Number of participating child care centers and homes	48	49	42

GOLD SEAL ACCREDITATION			
Number of child care centers and homes meeting state accrediting standards	1	15	20

DIRECTOR CREDENTIAL			
Number of credentials awarded.....	1	64	36

TITLE XXI CHILDREN'S MEDICAL SERVICES NETWORK			
Number of enrolled children (<i>birth to 18 years</i>) with special health care needs from low-income families	117	182	167

WIC			
Infants (<i>birth to less than 12 months</i>) receiving nutritional services.....	1,341	1,524	1,625
Children (<i>1 to 5 years</i>) receiving nutritional services.....	2,116	2,264	2,394

EARLY STEPS			
Children (<i>birth to 36 months</i>) receiving early intervention infant/toddler services.....	319	303	285

PRE-K DISABILITIES			
Children (<i>37 months to 5 years</i>) receiving early intervention preschool age services.....	191	287	284

*2003 estimates

CLASSIFIED: URBAN

For the number of all persons living in poverty in the state, Lake County ranked 56th of 67 counties (9.6%) and for those younger than age 5 living in poverty, Lake County ranked 49th in the state with 16.8% of all young children living in poverty (Census, 2000). More than 12,000 families in this county lived at or below 185% of the Federal Poverty Level and of these families, 3,564 had young children younger than age 5 in 2000 (Census, 2000).

T.E.A.C.H. Teacher Education And Compensation Helps

	2001	2003	2005
Number of scholarships awarded	9	4	9
Number of scholarships by training institution			
<i>4C Orlando Education Department</i>	0	0	0
<i>Central Florida Community College</i>	1	0	0
<i>ChildCare Education Institute</i>	n/a	n/a	1
<i>Childhood Development Services, Inc.</i>	2	1	3
<i>Council for Professional Recognition</i>	2	1	0
<i>Daytona Beach Community College</i>	0	0	0
<i>Hillsborough Community College</i>	0	0	0
<i>Lake Technical Center</i>	1	2	2
<i>Lake-Sumter Community College</i>	3	0	2
<i>Montessori Training (Maitland/Heritage)</i>	0	0	0
<i>Seminole Community College</i>	0	0	1
Number of scholarships by recipient's affiliation			
<i>Non-profit</i>	0	0	3
<i>For profit</i>	7	3	1
<i>Head Start</i>	2	0	0
<i>Public</i>	0	0	0
<i>Faith-based</i>	0	1	5

FAMILY REQUESTS FOR SERVICES

	2001	2003	2005
Requests for Child Care Referrals	842	484	379
Requests for Other Information and/or Services	3,429	3,199	643
Full Time: (more than 30 hours a week)	532	247	16
Part Time: (30 hours or less a week)	5	12	5
Odd Hour Care: (includes evening, weekend and overnight care)	35	50	176
Infant Care: (6 weeks to 12 months)	209	92	78
1-year-olds: (12 months to 24 months)	160	115	79
2-year-olds: (24 months to 36 months)	172	114	43
3-year-olds: (36 months to 48 months)	163	112	59
4-year-olds: (48 months to 60 months)	111	78	224
5-year-olds: (not in Kindergarten)	112	51	54
School-age: (Kindergarten through elementary school)	397	227	50



AFFORDABILITY*

CHILD CARE CENTERS	2001	2003	2005
Birth-12 months	\$110	\$115	\$125
1-year-olds	\$90	\$95	\$110
2-year-olds	\$90	\$90	\$95
3-year-olds	\$85	\$85	\$90
4-year-olds	\$80	\$80	\$87
Elementary school-age	\$75	\$71	\$80
LICENSED FAMILY CHILD CARE HOMES	2001	2003	2005
Birth-12 months	\$125	\$100	\$100
1-year-olds	\$113	\$100	\$100
2-year-olds	\$100	\$100	\$100
3-year-olds	\$100	\$100	\$100
4-year-olds	\$100	\$100	\$90
Elementary school-age	\$75	\$75	\$80
REGISTERED FAMILY CHILD CARE HOMES	2001	2003	2005
Birth-12 months	\$100	\$100	\$100
1-year-olds	\$100	\$100	\$100
2-year-olds	\$95	\$90	\$90
3-year-olds	\$90	\$85	\$85
4-year-olds	\$80	\$85	\$85
Elementary school-age	\$75	\$85	\$80

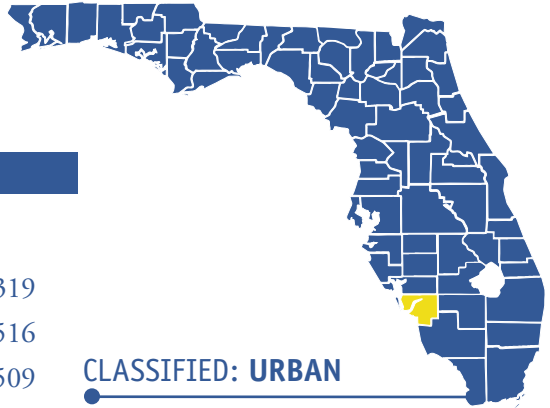
*Cost of child care 75th percentile by age group full time per week

A family of four in Lake County with a gross income of \$38,700 (200% of Federal Poverty Level), would spend 27% of their income on child care for an infant and a 3-year-old in a child care center.

AVAILABILITY

	2001		2003		2005	
	# of Programs	Capacity	# of Programs	Capacity	# of Programs	Capacity
Licensed Programs (total)	77	5,132	101	4,555	71	930
Secular Centers	57	4,942	65	3,283	49	415
Faith-Based Centers	0	0	14	1,100	9	385
School-Age Only	0	0	0	0	0	0
Family Child Care Homes (FCCH)	20	190	22	172	13	130
Large FCCH	0	0	0	0	0	0
Exempt Programs (total)	86	4,804	100	4,574	93	1,272
Secular Centers	0	0	4	75	3	n/a
Faith-Based Centers	11	1,304	11	1,115	7	642
School-Age Only	19	2,824	19	2,744	0	0
Registered FCCH	38	360	50	310	71	330
Pre-K Early Intervention Only	18	316	n/a	n/a	n/a	n/a
School-Based Pre-K	n/a	n/a	16	330	12	300
Head Start Programs (total)	17	351	6	404	8	385
Head Start	15	295	6	404	5	325
Early Head Start	7	56	n/a	n/a	3	60
TOTAL	180	10,287	207	9,533	172	2,587

LEE



COUNTY PROFILE

UNITED STATES CENSUS BUREAU (2000)

Median household income	\$40,319
Family households with related children younger than age 18	46,516
Family households with related children younger than age 5	18,509
Family households below poverty level with related children younger than age 5	2,911
Families below 150% Federal Poverty Level.....	16,323
Families below 185% Federal Poverty Level.....	23,020
Families below 185% Federal Poverty Level with related children younger than age 5	6,990
Families with female householder (<i>no husband present</i>)	16,175
Families with female householder (<i>no husband present</i>) below poverty level with related children younger than age 5.....	1,505
Grandparents responsible for grandchild younger than age 18.....	3,232
Percentage of high school graduates and higher	82.3
Language spoken at home other than English	
Spanish	36,086
Indo-European languages	17,177
Asian and Pacific Island languages	2,114
All other languages	1,198

OFFICE OF ECONOMIC AND DEMOGRAPHIC RESEARCH, THE FLORIDA LEGISLATURE*

County population	495,088
Number of children in the county population.....	104,091
Number of children in the county population younger than age 5	25,629
Number of minority children in the county population younger than age 5 ...	4,177

CHILD CARE FOOD PROGRAM

	2001	2003	2005
Number of participating child care centers and homes	58	53	60

GOLD SEAL ACCREDITATION

Number of child care centers and homes meeting state accrediting standards	31	43	45
--	----	----	----

DIRECTOR CREDENTIAL

Number of credentials awarded.....	37	95	28
------------------------------------	----	----	----

TITLE XXI CHILDREN'S MEDICAL SERVICES NETWORK

Number of enrolled children (<i>birth to 18 years</i>) with special health care needs from low-income families	125	185	194
--	-----	-----	-----

WIC

Infants (<i>birth to less than 12 months</i>) receiving nutritional services.....	2,721	3,213	3,286
Children (<i>1 to 5 years</i>) receiving nutritional services.....	4,245	4,856	5,357

EARLY STEPS

Children (<i>birth to 36 months</i>) receiving early intervention infant/toddler services.....	730	928	917
--	-----	-----	-----

PRE-K DISABILITIES

Children (<i>37 months to 5 years</i>) receiving early intervention preschool age services.....	497	559	679
---	-----	-----	-----

*2003 estimates

CLASSIFIED: URBAN

According to 2000 Census data, Lee County ranked 68th of the 500 largest public school districts in the United States. For the number of all persons living in poverty in the state, Lee County ranked 55th of 67 counties (9.7%) and for those younger than age 5 living in poverty, Lee County ranked 45th with 17.6% of all young children living in poverty (Census, 2000). In the county, over 56,000 residents spoke a language other than English in their homes in 2000, representing approximately 11% of the population.

T.E.A.C.H.

Teacher Education And Compensation Helps

	2001	2003	2005
Number of scholarships awarded	10	18	43
Number of scholarships by training institution			
<i>Central Florida Institute of Training</i>	<i>n/a</i>	0	2
<i>Child Care of Southwest Florida</i>	0	0	11
<i>ChildCare Education Institute</i>	<i>n/a</i>	<i>n/a</i>	5
<i>Council for Professional Recognition</i>	0	1	4
<i>Edison Community College</i>	8	17	20
<i>Lee Vocational Technical Institution</i>	2	0	1
Number of scholarships by recipient's affiliation			
<i>Non-profit</i>	3	4	7
<i>For profit</i>	6	14	31
<i>Head Start</i>	1	0	1
<i>Public</i>	0	0	0
<i>Faith-based</i>	0	0	4

FAMILY REQUESTS FOR SERVICES

	2001	2003	2005
Requests for Child Care Referrals	2,877	3,536	3,555
Requests for Other Information and/or Services	5,828	6,476	7,000
Full Time: (more than 30 hours a week)	2,707	3,703	3,865
Part Time: (30 hours or less a week)	347	308	422
Odd Hour Care: (includes evening, weekend and overnight care)	591	931	1,061
Infant Care: (6 weeks to 12 months)	759	815	727
1-year-olds: (12 months to 24 months)	512	593	623
2-year-olds: (24 months to 36 months)	485	597	572
3-year-olds: (36 months to 48 months)	467	532	613
4-year-olds: (48 months to 60 months)	318	492	545
5-year-olds: (not in Kindergarten)	319	341	320
School-age: (Kindergarten through elementary school)	976	1,329	1,234



AFFORDABILITY*

CHILD CARE CENTERS	2001	2003	2005
Birth-12 months	\$125	\$132	\$140
1-year-olds	\$110	\$120	\$130
2-year-olds	\$102	\$113	\$120
3-year-olds	\$95	\$105	\$114
4-year-olds	\$95	\$102	\$114
Elementary school-age	\$90	\$91	\$102
LICENSED FAMILY CHILD CARE HOMES	2001	2003	2005
Birth-12 months	\$100	\$110	\$125
1-year-olds	\$100	\$100	\$115
2-year-olds	\$95	\$100	\$115
3-year-olds	\$95	\$100	\$110
4-year-olds	\$90	\$100	\$110
Elementary school-age	\$85	\$90	\$95
REGISTERED FAMILY CHILD CARE HOMES	2001	2003	2005
Birth-12 months	\$95	\$100	\$120
1-year-olds	\$85	\$95	\$100
2-year-olds	\$85	\$95	\$100
3-year-olds	\$85	\$90	\$100
4-year-olds	\$85	\$85	\$95
Elementary school-age	\$80	\$80	\$85

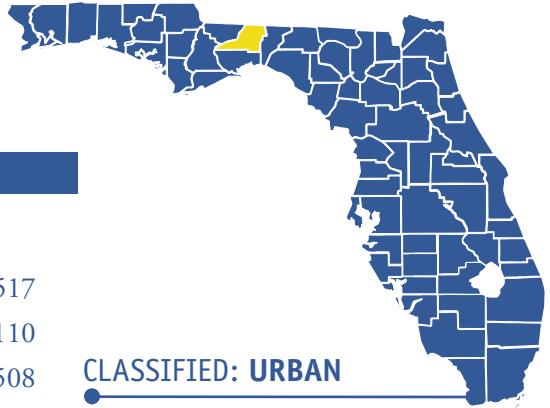
*Cost of child care 75th percentile by age group full time per week

A family of four in Lee County with a gross income of \$38,700 (200% of Federal Poverty Level), would spend 32% of their income on child care for an infant and a 3-year-old in a child care center.

AVAILABILITY

	2001		2003		2005	
	# of Programs	Capacity	# of Programs	Capacity	# of Programs	Capacity
Licensed Programs (total)	166	11,923	167	12,258	183	13,220
Secular Centers	87	8,812	83	8,728	87	9,262
Faith-Based Centers	26	1,897	27	2,359	26	2,429
School-Age Only	7	752	5	645	6	879
Family Child Care Homes (FCCH)	45	450	52	526	59	590
Large FCCH	1	12	0	0	5	60
Exempt Programs (total)	271	10,873	259	11,365	250	12,324
Secular Centers	2	97	3	262	3	274
Faith-Based Centers	25	2,560	25	2,737	26	3,124
School-Age Only	39	5,996	45	6,516	47	7,186
Registered FCCH	188	1,880	186	1,850	174	1,740
Pre-K Early Intervention Only	17	340	n/a	n/a	n/a	n/a
School-Based Pre-K	n/a	n/a	0	0	0	0
Head Start Programs (total)	27	618	26	670	27	698
Head Start	27	618	26	670	26	650
Early Head Start	0	0	n/a	n/a	1	48
TOTAL	464	23,414	452	24,293	460	26,242

LEON



COUNTY PROFILE

UNITED STATES CENSUS BUREAU (2000)

Median household income	\$37,517
Family households with related children younger than age 18	29,110
Family households with related children younger than age 5	11,508
Family households below poverty level with related children younger than age 5	2,070
Families below 150% Federal Poverty Level.....	8,630
Families below 185% Federal Poverty Level.....	10,910
Families below 185% Federal Poverty Level with related children younger than age 5	3,971
Families with female householder (<i>no husband present</i>)	12,419
Families with female householder (<i>no husband present</i>) below poverty level with related children younger than age 5.....	1,482
Grandparents responsible for grandchild younger than age 18.....	1,814
Percentage of high school graduates and higher	89.1
Language spoken at home other than English	
Spanish	8,248
Indo-European languages	4,883
Asian and Pacific Island languages	2,924
All other languages	1,093

OFFICE OF ECONOMIC AND DEMOGRAPHIC RESEARCH, THE FLORIDA LEGISLATURE*

County population	255,500
Number of children in the county population.....	69,500
Number of children in the county population younger than age 5	14,728
Number of minority children in the county population younger than age 5 ...	6,200

	2001	2003	2005
--	-------------	-------------	-------------

CHILD CARE FOOD PROGRAM

Number of participating child care centers and homes	71	58	45
--	----	----	----

GOLD SEAL ACCREDITATION

Number of child care centers and homes meeting state accrediting standards	24	47	44
--	----	----	----

DIRECTOR CREDENTIAL

Number of credentials awarded.....	15	93	33
------------------------------------	----	----	----

TITLE XXI CHILDREN'S MEDICAL SERVICES NETWORK

Number of enrolled children (<i>birth to 18 years</i>) with special health care needs from low-income families	70	63	70
--	----	----	----

WIC

Infants (<i>birth to less than 12 months</i>) receiving nutritional services.....	1,457	1,704	1,680
Children (<i>1 to 5 years</i>) receiving nutritional services.....	2,452	2,651	2,674

EARLY STEPS

Children (<i>birth to 36 months</i>) receiving early intervention infant/toddler services.....	489	455	523
--	-----	-----	-----

PRE-K DISABILITIES

Children (<i>37 months to 5 years</i>) receiving early intervention preschool age services.....	570	586	559
---	-----	-----	-----

*2003 estimates

CLASSIFIED: URBAN

According to 2000 Census data, Leon County ranked 181st of the 500 largest public school districts in the United States. For the number of all persons living in poverty in the state, Leon County ranked 16th of 67 counties (18.2%) and for those younger than age 5 living in poverty, Leon County ranked 36th with 19.3% of all young children living in poverty (Census, 2000). In 2005, families placed over 5,000 phone calls to the local Child Care Resource & Referral (CCR&R) agency for information about child care and other requests for services.

T.E.A.C.H.

Teacher Education And Compensation Helps

	2001	2003	2005
Number of scholarships awarded	49	54	95

Number of scholarships by training institution


<i>Central Florida Institute of Training</i>	<i>n/a</i>	0	2
<i>ChildCare Education Institute</i>	<i>n/a</i>	<i>n/a</i>	3
<i>Council for Professional Recognition</i>	0	0	0
<i>Early Education and Care</i>	0	0	4
<i>Florida State University</i>	0	0	1
<i>Kids Incorporated of the Big Bend</i>	11	6	22
<i>Montessori Teacher Education Center</i>	0	0	0
<i>North Florida Community College</i>	0	1	1
<i>Tallahassee Community College</i>	38	47	62

Number of scholarships by recipient's affiliation

<i>Non-profit</i>	2	5	13
<i>For profit</i>	24	24	41
<i>Head Start</i>	16	18	13
<i>Public</i>	0	0	0
<i>Faith-based</i>	7	7	28

FAMILY REQUESTS FOR SERVICES

	2001	2003	2005
Requests for Child Care Referrals	2,227	1,477	1,085
Requests for Other Information and/or Services	1,550	2,330	3,620
Full Time: (more than 30 hours a week)	2,187	1,401	970
Part Time: (30 hours or less a week)	65	41	39
Odd Hour Care: (includes evening, weekend and overnight care)	24	276	164
Infant Care: (6 weeks to 12 months)	705	432	306
1-year-olds: (12 months to 24 months)	435	306	220
2-year-olds: (24 months to 36 months)	377	253	169
3-year-olds: (36 months to 48 months)	291	221	156
4-year-olds: (48 months to 60 months)	213	187	128
5-year-olds: (not in Kindergarten)	214	130	95
School-age: (Kindergarten through elementary school)	687	510	353



AFFORDABILITY*

	2001	2003	2005
CHILD CARE CENTERS			
Birth-12 months	\$109	\$125	\$125
1-year-olds	\$100	\$107	\$110
2-year-olds	\$98	\$104	\$106
3-year-olds	\$94	\$100	\$104
4-year-olds	\$94	\$100	\$100
Elementary school-age	\$90	\$96	\$95
LICENSED FAMILY CHILD CARE HOMES			
Birth-12 months	\$110	\$120	\$119
1-year-olds	\$110	\$110	\$119
2-year-olds	\$110	\$110	\$119
3-year-olds	\$108	\$110	\$119
4-year-olds	\$100	\$119	\$119
Elementary school-age	\$90	\$98	\$100
REGISTERED FAMILY CHILD CARE HOMES			
Birth-12 months	\$100	\$110	\$110
1-year-olds	\$100	\$110	\$105
2-year-olds	\$100	\$110	\$105
3-year-olds	\$100	\$107	\$106
4-year-olds	\$100	\$105	\$106
Elementary school-age	\$88	\$90	\$100

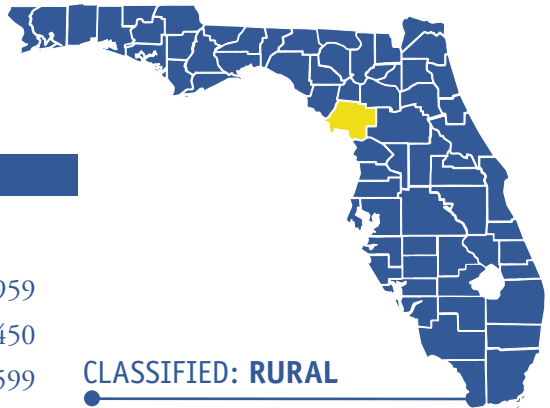
*Cost of child care 75th percentile by age group full time per week

A family of four in Leon County with a gross income of \$38,700 (200% of Federal Poverty Level), would spend 29% of their income on child care for an infant and a 3-year-old in a child care center.

AVAILABILITY

	2001		2003		2005	
	# of Programs	Capacity	# of Programs	Capacity	# of Programs	Capacity
Licensed Programs (total)	147	10,199	133	10,502	137	10,503
Secular Centers	109	9,695	87	7,201	90	7,590
Faith-Based Centers	0	0	21	3,059	20	2,667
School-Age Only	2	144	0	0	1	10
Family Child Care Homes (FCCH)	36	360	25	242	26	236
Large FCCH	0	0	0	0	0	0
Exempt Programs (total)	236	5,211	212	6,470	218	7,406
Secular Centers	0	0	17	1,095	19	1,463
Faith-Based Centers	28	2,690	13	1,035	13	1,054
School-Age Only	18	520	16	2,555	21	3,110
Registered FCCH	168	1,637	144	1,378	143	1,372
Pre-K Early Intervention Only	22	364	n/a	n/a	n/a	n/a
School-Based Pre-K	n/a	n/a	22	407	22	407
Head Start Programs (total)	16	238	7	399	8	340
Head Start	16	238	7	399	6	286
Early Head Start	0	0	n/a	n/a	2	72
TOTAL	399	15,648	352	17,371	363	18,249

LEVY



COUNTY PROFILE

UNITED STATES CENSUS BUREAU (2000)

Median household income	\$26,959
Family households with related children younger than age 18	4,450
Family households with related children younger than age 5	1,599
Family households below poverty level with related children younger than age 5	423
Families below 150% Federal Poverty Level.....	2,680
Families below 185% Federal Poverty Level.....	3,497
Families below 185% Federal Poverty Level with related children younger than age 5	844
Families with female householder (<i>no husband present</i>)	1,645
Families with female householder (<i>no husband present</i>) below poverty level with related children younger than age 5.....	585
Grandparents responsible for grandchild younger than age 18.....	304
Percentage of high school graduates and higher	73.9
Language spoken at home other than English	
Spanish	1,488
Indo-European languages	378
Asian and Pacific Island languages	81
All other languages	26

OFFICE OF ECONOMIC AND DEMOGRAPHIC RESEARCH, THE FLORIDA LEGISLATURE*

County population	36,664
Number of children in the county population.....	9,135
Number of children in the county population younger than age 5	2,104
Number of minority children in the county population younger than age 5 ...	354

CHILD CARE FOOD PROGRAM

	2001	2003	2005
Number of participating child care centers and homes	16	14	14

GOLD SEAL ACCREDITATION

Number of child care centers and homes meeting state accrediting standards	1	7	7
--	---	---	---

DIRECTOR CREDENTIAL

Number of credentials awarded.....	2	9	6
------------------------------------	---	---	---

TITLE XXI CHILDREN'S MEDICAL SERVICES NETWORK

Number of enrolled children (<i>birth to 18 years</i>) with special health care needs from low-income families	51	45	46
--	----	----	----

WIC

Infants (<i>birth to less than 12 months</i>) receiving nutritional services.....	256	240	236
Children (<i>1 to 5 years</i>) receiving nutritional services.....	599	618	618

EARLY STEPS

Children (<i>birth to 36 months</i>) receiving early intervention infant/toddler services.....	45	57	67
--	----	----	----

PRE-K DISABILITIES

Children (<i>37 months to 5 years</i>) receiving early intervention preschool age services.....	50	50	76
---	----	----	----

*2003 estimates

CLASSIFIED: RURAL

For the number of all persons living in poverty in the state, Levy County ranked 14th of 67 counties (18.6%) and for those younger than age 5 living in poverty, Levy County ranked 15th in the state with 28.1% of all young children living in poverty (Census, 2000). In 2000, there were almost 2,000 families in Levy County living at or below 185% of the Federal Poverty Level, with 844 of these families having children younger than age 5 years.

T.E.A.C.H.

Teacher Education And Compensation Helps

	2001	2003	2005
Number of scholarships awarded	16	10	23
Number of scholarships by training institution			
<i>Central Florida Community College</i>	6	4	7
<i>Central Florida Institute of Training</i>	n/a	0	1
<i>ChildCare Resources, Inc.</i>	6	0	3
<i>Council for Professional Recognition</i>	0	1	0
<i>Lake City Community College</i>	0	0	4
<i>Santa Fe Community College</i>	4	5	8
Number of scholarships by recipient's affiliation			
<i>Non-profit</i>	2	0	1
<i>For profit</i>	6	0	6
<i>Head Start</i>	8	10	16
<i>Public</i>	0	0	0
<i>Faith-based</i>	0	0	0

FAMILY REQUESTS FOR SERVICES

	2001	2003	2005
Requests for Child Care Referrals	337	264	245
Requests for Other Information and/or Services	293	512	642
Full Time: (more than 30 hours a week)	347	379	248
Part Time: (30 hours or less a week)	117	44	37
Odd Hour Care: (includes evening, weekend and overnight care)	22	24	8
Infant Care: (6 weeks to 12 months)	41	35	30
1-year-olds: (12 months to 24 months)	60	45	41
2-year-olds: (24 months to 36 months)	69	47	50
3-year-olds: (36 months to 48 months)	71	59	43
4-year-olds: (48 months to 60 months)	51	48	45
5-year-olds: (not in Kindergarten)	52	32	25
School-age: (Kindergarten through elementary school)	227	189	146



AFFORDABILITY*

	2001	2003	2005
CHILD CARE CENTERS			
Birth-12 months	\$92	\$90	\$92
1-year-olds	\$85	\$85	\$85
2-year-olds	\$75	\$77	\$85
3-year-olds	\$75	\$75	\$82
4-year-olds	\$74	\$75	\$75
Elementary school-age	\$65	\$65	\$75
LICENSED FAMILY CHILD CARE HOMES			
Birth-12 months	n/a	\$80	\$90
1-year-olds	n/a	\$80	\$90
2-year-olds	n/a	\$80	\$95
3-year-olds	n/a	\$75	\$85
4-year-olds	n/a	\$75	\$75
Elementary school-age	n/a	\$65	\$65
REGISTERED FAMILY CHILD CARE HOMES			
Birth-12 months	\$80	\$90	\$85
1-year-olds	\$80	\$85	\$85
2-year-olds	\$80	\$75	\$85
3-year-olds	\$80	\$75	\$80
4-year-olds	\$80	\$75	\$75
Elementary school-age	\$65	\$65	\$65

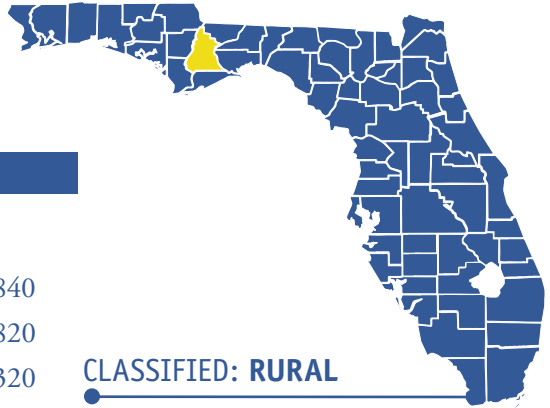
*Cost of child care 75th percentile by age group full time per week

A family of four in Levy County with a gross income of \$38,700 (200% of Federal Poverty Level), would spend 22% of their income on child care for an infant and a 3-year-old in a child care center.

AVAILABILITY

	2001		2003		2005	
	# of Programs	Capacity	# of Programs	Capacity	# of Programs	Capacity
Licensed Programs (total)	21	1,351	15	992	15	896
Secular Centers	19	1,304	14	982	13	876
Faith-Based Centers	0	0	0	0	0	0
School-Age Only	1	37	0	0	0	0
Family Child Care Homes (FCCH)	1	10	1	10	2	20
Large FCCH	0	0	0	0	0	0
Exempt Programs (total)	25	381	32	591	33	634
Secular Centers	0	0	0	0	0	0
Faith-Based Centers	2	101	2	101	3	124
School-Age Only	0	0	2	150	2	150
Registered FCCH	18	180	20	180	20	200
Pre-K Early Intervention Only	5	100	n/a	n/a	n/a	n/a
School-Based Pre-K	n/a	n/a	8	160	8	160
Head Start Programs (total)	11	172	3	141	12	254
Head Start	7	140	3	141	8	191
Early Head Start	4	32	n/a	n/a	4	63
TOTAL	57	1,904	50	1,724	60	1,784

LIBERTY



COUNTY PROFILE

UNITED STATES CENSUS BUREAU (2000)

Median household income	\$28,840
Family households with related children younger than age 18	820
Family households with related children younger than age 5	320
Family households below poverty level with related children younger than age 5	69
Families below 150% Federal Poverty Level.....	447
Families below 185% Federal Poverty Level.....	575
Families below 185% Federal Poverty Level with related children younger than age 5	195
Families with female householder (<i>no husband present</i>)	297
Families with female householder (<i>no husband present</i>) below poverty level with related children younger than age 5.....	45
Grandparents responsible for grandchild younger than age 18.....	71
Percentage of high school graduates and higher	65.6
Language spoken at home other than English	
Spanish	306
Indo-European languages	44
Asian and Pacific Island languages	0
All other languages	13

OFFICE OF ECONOMIC AND DEMOGRAPHIC RESEARCH, THE FLORIDA LEGISLATURE*

County population	7,227
Number of children in the county population.....	1,660
Number of children in the county population younger than age 5	389
Number of minority children in the county population younger than age 5 ...	60

	2001	2003	2005
CHILD CARE FOOD PROGRAM			
Number of participating child care centers and homes	2	3	3

	2001	2003	2005
GOLD SEAL ACCREDITATION			
Number of child care centers and homes meeting state accrediting standards	0	1	1

	2001	2003	2005
DIRECTOR CREDENTIAL			
Number of credentials awarded.....	0	2	n/a

	2001	2003	2005
TITLE XXI CHILDREN'S MEDICAL SERVICES NETWORK			
Number of enrolled children (<i>birth to 18 years</i>) with special health care needs from low-income families	6	3	2

	2001	2003	2005
WIC			
Infants (<i>birth to less than 12 months</i>) receiving nutritional services.....	11	88	70
Children (<i>1 to 5 years</i>) receiving nutritional services.....	33	133	170

	2001	2003	2005
EARLY STEPS			
Children (<i>birth to 36 months</i>) receiving early intervention infant/toddler services.....	8	8	11

	2001	2003	2005
PRE-K DISABILITIES			
Children (<i>37 months to 5 years</i>) receiving early intervention preschool age services.....	47	54	45

*2003 estimates

CLASSIFIED: RURAL

In 2003, Liberty County had the fewest number of persons living in the area in the entire state, yet 575 families lived at or below 185% of the Federal Poverty Level in 2000 with 195 of these families having children younger than 5 years (Census, 2000). For the number of all persons living in poverty in Florida, Liberty County ranked in the top 10 poorest at 10th of 67 counties (19.9%) and for those younger than age 5 living in poverty, Liberty County fared better and ranked 28th in the state with 21.6% of all young children living in poverty (Census, 2000).

T.E.A.C.H. Teacher Education And Compensation Helps

	2001	2003	2005
Number of scholarships awarded	5	4	4
Number of scholarships by training institution			
<i>Chipola College</i>	0	1	1
<i>Early Education and Care</i>	0	0	1
<i>Kids Incorporated of the Big Bend</i>	0	0	0
<i>Tallahassee Community College</i>	5	3	2
Number of scholarships by recipient's affiliation			
<i>Non-profit</i>	2	0	0
<i>For profit</i>	0	1	2
<i>Head Start</i>	2	1	1
<i>Public</i>	0	0	0
<i>Faith-based</i>	1	2	1

FAMILY REQUESTS FOR SERVICES

	2001	2003	2005
Requests for Child Care Referrals	7	0	0
Requests for Other Information and/or Services	5	1	1
Full Time: (more than 30 hours a week)	8	0	0
Part Time: (30 hours or less a week)	2	0	0
Odd Hour Care: (includes evening, weekend and overnight care)	0	0	0
Infant Care: (6 weeks to 12 months)	3	0	0
1-year-olds: (12 months to 24 months)	1	0	0
2-year-olds: (24 months to 36 months)	4	0	0
3-year-olds: (36 months to 48 months)	1	0	0
4-year-olds: (48 months to 60 months)	1	0	0
5-year-olds: (not in Kindergarten)	0	0	0
School-age: (Kindergarten through elementary school)	0	0	0



AFFORDABILITY*

CHILD CARE CENTERS	2001	2003	2005
Birth-12 months	\$85	\$100	\$100
1-year-olds	\$79	\$75	\$90
2-year-olds	\$77	\$75	\$80
3-year-olds	\$73	\$75	\$80
4-year-olds	\$73	\$75	\$80
Elementary school-age	\$75	\$75	\$80

LICENSED FAMILY CHILD CARE HOMES

There are no licensed family child care homes in this county.

REGISTERED FAMILY CHILD CARE HOMES	2001	2003	2005
Birth-12 months	\$80	\$60	\$60
1-year-olds	\$80	\$60	\$60
2-year-olds	\$80	\$60	\$60
3-year-olds	\$80	\$60	\$60
4-year-olds	\$80	\$60	\$60
Elementary school-age	\$80	\$60	\$60

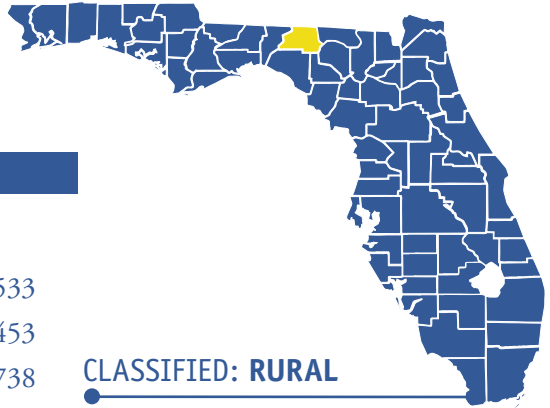
*Cost of child care 75th percentile by age group full time per week

A family of four in Liberty County with a gross income of \$38,700 (200% of Federal Poverty Level), would spend 23% of their income on child care for an infant and a 3-year-old in a child care center.

AVAILABILITY

	2001		2003		2005	
	# of Programs	Capacity	# of Programs	Capacity	# of Programs	Capacity
Licensed Programs (total)	2	58	3	57	2	57
Secular Centers	2	58	2	0	1	0
Faith-Based Centers	0	0	1	57	1	57
School-Age Only	0	0	0	0	0	0
Family Child Care Homes (FCCH)	0	0	0	0	0	0
Large FCCH	0	0	0	0	0	0
Exempt Programs (total)	12	200	3	35	5	25
Secular Centers	0	0	0	0	0	0
Faith-Based Centers	0	0	0	0	0	0
School-Age Only	0	0	0	0	0	0
Registered FCCH	4	40	2	20	4	10
Pre-K Early Intervention Only	8	160	n/a	n/a	n/a	n/a
School-Based Pre-K	n/a	n/a	1	15	1	15
Head Start Programs (total)	1	20	1	20	1	20
Head Start	1	20	1	20	1	20
Early Head Start	0	0	n/a	n/a	n/a	n/a
TOTAL	15	278	7	112	8	102

MADISON



COUNTY PROFILE

UNITED STATES CENSUS BUREAU (2000)

Median household income	\$26,533
Family households with related children younger than age 18	2,453
Family households with related children younger than age 5	738
Family households below poverty level with related children younger than age 5	238
Families below 150% Federal Poverty Level.....	1,475
Families below 185% Federal Poverty Level.....	1,847
Families below 185% Federal Poverty Level with related children younger than age 5	432
Families with female householder (<i>no husband present</i>)	1,224
Families with female householder (<i>no husband present</i>) below poverty level with related children younger than age 5.....	192
Grandparents responsible for grandchild younger than age 18.....	321
Percentage of high school graduates and higher	67.5
Language spoken at home other than English	
Spanish	614
Indo-European languages	152
Asian and Pacific Island languages	50
All other languages	36

CLASSIFIED: RURAL

Although amongst the smallest counties in the state (i.e., population), Madison County has many individuals living in less than optimal circumstances. For the number of all persons living in poverty in Florida, Madison County ranked 5th of 67 counties (23.1%) and for those younger than age 5 living in poverty, Madison County again ranked high at 6th in the state with 34% of all young children living in poverty (Census, 2000). Further, residents earned significantly less per year when compared to the state median household income in 2000 of \$38,819, approximately a \$12,000 difference annually.

OFFICE OF ECONOMIC AND DEMOGRAPHIC RESEARCH, THE FLORIDA LEGISLATURE*

County population	19,139
Number of children in the county population.....	5,064
Number of children in the county population younger than age 5	1,107
Number of minority children in the county population younger than age 5 ...	561

	2001	2003	2005
--	-------------	-------------	-------------

CHILD CARE FOOD PROGRAM

Number of participating child care centers and homes	7	8	9
--	---	---	---

GOLD SEAL ACCREDITATION

Number of child care centers and homes meeting state accrediting standards	3	2	2
--	---	---	---

DIRECTOR CREDENTIAL

Number of credentials awarded.....	0	19	2
------------------------------------	---	----	---

TITLE XXI CHILDREN'S MEDICAL SERVICES NETWORK

Number of enrolled children (<i>birth to 18 years</i>) with special health care needs from low-income families	14	15	17
--	----	----	----

WIC

Infants (<i>birth to less than 12 months</i>) receiving nutritional services.....	169	188	178
Children (<i>1 to 5 years</i>) receiving nutritional services.....	479	458	461

EARLY STEPS

Children (<i>birth to 36 months</i>) receiving early intervention infant/toddler services.....	33	24	31
--	----	----	----

PRE-K DISABILITIES

Children (<i>37 months to 5 years</i>) receiving early intervention preschool age services.....	74	66	71
---	----	----	----

*2003 estimates

T.E.A.C.H. Teacher Education And Compensation Helps

	2001	2003	2005
Number of scholarships awarded			
	3	7	3
Number of scholarships by training institution			
<i>Kids Incorporated of the Big Bend</i>	1	2	0
<i>North Florida Community College</i>	1	3	3
<i>Tallahassee Community College</i>	1	2	0
Number of scholarships by recipient's affiliation			
<i>Non-profit</i>	0	1	1
<i>For profit</i>	0	0	0
<i>Head Start</i>	3	6	2
<i>Public</i>	0	0	0
<i>Faith-based</i>	0	0	0

FAMILY REQUESTS FOR SERVICES

	2001	2003	2005
Requests for Child Care Referrals	46	6	12
Requests for Other Information and/or Services	4	7	0
Full Time: (more than 30 hours a week)	23	5	15
Part Time: (30 hours or less a week)	1	0	0
Odd Hour Care: (includes evening, weekend and overnight care)	3	2	0
Infant Care: (6 weeks to 12 months)	12	1	6
1-year-olds: (12 months to 24 months)	12	1	3
2-year-olds: (24 months to 36 months)	8	2	3
3-year-olds: (36 months to 48 months)	13	3	1
4-year-olds: (48 months to 60 months)	6	1	2
5-year-olds: (not in Kindergarten)	6	1	0
School-age: (Kindergarten through elementary school)	22	2	2



AFFORDABILITY*

CHILD CARE CENTERS	2001	2003	2005
Birth-12 months	\$89	\$90	\$91
1-year-olds	\$75	\$83	\$83
2-year-olds	\$75	\$78	\$75
3-year-olds	\$75	\$75	\$75
4-year-olds	\$75	\$75	\$75
Elementary school-age	\$60	\$68	\$75
LICENSED FAMILY CHILD CARE HOMES	2001	2003	2005
Birth-12 months	\$115	\$115	\$103
1-year-olds	\$115	\$115	\$103
2-year-olds	\$115	\$115	\$103
3-year-olds	\$115	\$115	\$103
4-year-olds	\$115	\$115	\$103
Elementary school-age	\$82	\$82	\$100
REGISTERED FAMILY CHILD CARE HOMES	2001	2003	2005
Birth-12 months	\$100	\$85	\$85
1-year-olds	\$95	\$85	\$85
2-year-olds	\$95	\$80	\$80
3-year-olds	\$95	\$80	\$75
4-year-olds	\$85	\$75	\$75
Elementary school-age	\$82	\$77	\$80

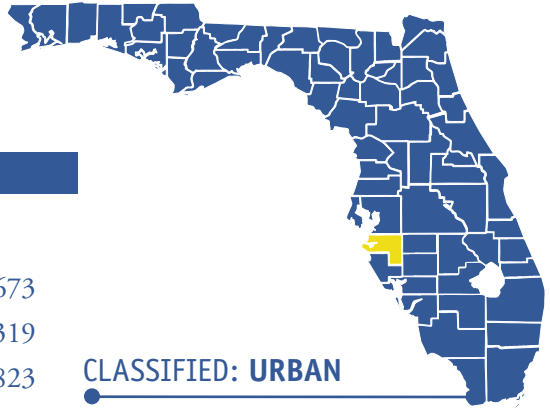
*Cost of child care 75th percentile by age group full time per week

A family of four in Madison County with a gross income of \$38,700 (200% of Federal Poverty Level), would spend 21% of their income on child care for an infant and a 3-year-old in a child care center.

AVAILABILITY

	2001		2003		2005	
	# of Programs	Capacity	# of Programs	Capacity	# of Programs	Capacity
Licensed Programs (total)	14	476	14	476	14	486
Secular Centers	11	446	11	456	11	456
Faith-Based Centers	0	0	0	0	0	0
School-Age Only	0	0	0	0	0	0
Family Child Care Homes (FCCH)	3	30	3	20	3	30
Large FCCH	0	0	0	0	0	0
Exempt Programs (total)	14	216	15	222	9	172
Secular Centers	0	0	0	0	0	0
Faith-Based Centers	1	60	1	67	1	67
School-Age Only	2	25	0	0	0	0
Registered FCCH	6	60	10	90	4	40
Pre-K Early Intervention Only	5	71	n/a	n/a	n/a	n/a
School-Based Pre-K	n/a	n/a	4	65	4	65
Head Start Programs (total)	4	90	1	40	3	113
Head Start	2	40	1	40	1	39
Early Head Start	2	50	n/a	n/a	2	74
TOTAL	32	782	30	738	26	771

MANATEE



COUNTY PROFILE

UNITED STATES CENSUS BUREAU (2000)

Median household income	\$38,673
Family households with related children younger than age 18	28,319
Family households with related children younger than age 5	11,823
Family households below poverty level with related children younger than age 5	1,977
Families below 150% Federal Poverty Level.....	9,686
Families below 185% Federal Poverty Level.....	13,502
Families below 185% Federal Poverty Level with related children younger than age 5	4,423
Families with female householder (<i>no husband present</i>)	10,376
Families with female householder (<i>no husband present</i>) below poverty level with related children younger than age 5.....	983
Grandparents responsible for grandchild younger than age 18.....	2,033
Percentage of high school graduates and higher	81.4
Language spoken at home other than English	
Spanish	19,924
Indo-European languages	8,167
Asian and Pacific Island languages	1,674
All other languages	758

OFFICE OF ECONOMIC AND DEMOGRAPHIC RESEARCH, THE FLORIDA LEGISLATURE*

County population	286,884
Number of children in the county population.....	64,770
Number of children in the county population younger than age 5	16,293
Number of minority children in the county population younger than age 5 ...	2817

CHILD CARE FOOD PROGRAM

	2001	2003	2005
Number of participating child care centers and homes	49	50	59

GOLD SEAL ACCREDITATION

	2001	2003	2005
Number of child care centers and homes meeting state accrediting standards	8	9	7

DIRECTOR CREDENTIAL

	2001	2003	2005
Number of credentials awarded.....	12	86	30

TITLE XXI CHILDREN'S MEDICAL SERVICES NETWORK

	2001	2003	2005
Number of enrolled children (<i>birth to 18 years</i>) with special health care needs from low-income families	47	76	77

WIC

	2001	2003	2005
Infants (<i>birth to less than 12 months</i>) receiving nutritional services.....	1,729	2,073	2,265
Children (<i>1 to 5 years</i>) receiving nutritional services.....	2,973	3,408	3,904

EARLY STEPS

	2001	2003	2005
Children (<i>birth to 36 months</i>) receiving early intervention infant/toddler services.....	551	836	871

PRE-K DISABILITIES

	2001	2003	2005
Children (<i>37 months to 5 years</i>) receiving early intervention preschool age services.....	317	343	370

*2003 estimates

CLASSIFIED: URBAN

According to 2000 Census data, Manatee County ranked 139th of the 500 largest public school districts in the United States. For the number of all persons living in poverty in the state, Manatee County ranked 51st of 67 counties with 10.1% of the county population living in such circumstances. For those younger than age 5 living in poverty, Manatee County ranked 43rd in the state with 17.9% of all young children living in poverty (Census, 2000). According to Census data from 2000 and 2003, approximately 10% of the county adults spoke a language other than English in their homes.

T.E.A.C.H.

Teacher Education And Compensation Helps

	2001	2003	2005
Number of scholarships awarded	19	35	24
Number of scholarships by training institution			
<i>ChildCare Education Institute</i>	<i>n/a</i>	<i>n/a</i>	1
<i>Council for Professional Recognition</i>	0	0	0
<i>Hillsborough Community College</i>	4	3	0
<i>Manatee Community College</i>	13	32	23
<i>Nova Southeastern University</i>	2	0	0
<i>Sarasota Technical Institute</i>	0	0	0
Number of scholarships by recipient's affiliation			
<i>Non-profit</i>	10	24	15
<i>For profit</i>	5	8	9
<i>Head Start</i>	4	3	0
<i>Public</i>	0	0	0
<i>Faith-based</i>	0	0	0

FAMILY REQUESTS FOR SERVICES

	2001	2003	2005
Requests for Child Care Referrals	1,722	1,818	2,163
Requests for Other Information and/or Services	193	263	287
Full Time: (more than 30 hours a week)	1,699	2,021	2,448
Part Time: (30 hours or less a week)	199	142	103
Odd Hour Care: (includes evening, weekend and overnight care)	197	236	183
Infant Care: (6 weeks to 12 months)	469	460	487
1-year-olds: (12 months to 24 months)	416	387	466
2-year-olds: (24 months to 36 months)	305	340	413
3-year-olds: (36 months to 48 months)	273	319	380
4-year-olds: (48 months to 60 months)	195	280	355
5-year-olds: (not in Kindergarten)	195	174	274
School-age: (Kindergarten through elementary school)	598	671	808



AFFORDABILITY*

	2001	2003	2005
CHILD CARE CENTERS			
Birth-12 months	\$130	\$135	\$135
1-year-olds	\$109	\$115	\$120
2-year-olds	\$95	\$100	\$110
3-year-olds	\$90	\$95	\$100
4-year-olds	\$90	\$93	\$100
Elementary school-age	\$85	\$88	\$95
LICENSED FAMILY CHILD CARE HOMES			
Birth-12 months	\$125	\$120	\$125
1-year-olds	\$115	\$105	\$115
2-year-olds	\$100	\$100	\$110
3-year-olds	\$95	\$100	\$110
4-year-olds	\$95	\$100	\$110
Elementary school-age	\$85	\$85	\$95
REGISTERED FAMILY CHILD CARE HOMES			
Birth-12 months	\$110	\$120	\$125
1-year-olds	\$100	\$110	\$110
2-year-olds	\$100	\$100	\$110
3-year-olds	\$100	\$100	\$105
4-year-olds	\$95	\$100	\$105
Elementary school-age	\$80	\$90	\$93

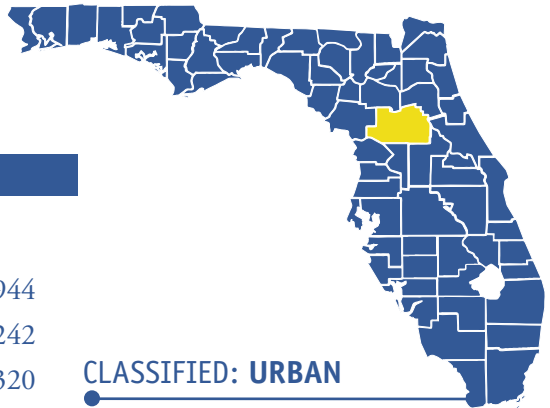
*Cost of child care 75th percentile by age group full time per week

A family of four in Manatee County with a gross income of \$38,700 (200% of Federal Poverty Level), would spend 30% of their income on child care for an infant and a 3-year-old in a child care center.

AVAILABILITY

	2001		2003		2005	
	# of Programs	Capacity	# of Programs	Capacity	# of Programs	Capacity
Licensed Programs (total)	142	7,779	131	9,157	132	9,211
Secular Centers	82	6050	67	5,404	72	5,916
Faith-Based Centers	0	0	14	872	14	824
School-Age Only	21	1,413	24	2,623	21	2,241
Family Child Care Homes (FCCH)	38	316	25	246	25	230
Large FCCH	1	0	1	12	0	0
Exempt Programs (total)	195	5,104	164	5,982	132	6,509
Secular Centers	0	0	3	375	5	945
Faith-Based Centers	15	1,452	16	1,283	13	1,169
School-Age Only	10	2,093	21	3,016	20	3,429
Registered FCCH	141	1,109	112	1,082	83	816
Pre-K Early Intervention Only	29	450	n/a	n/a	n/a	n/a
School-Based Pre-K	n/a	n/a	12	226	11	150
Head Start Programs (total)	26	526	8	540	6	560
Head Start	26	526	8	540	6	514
Early Head Start	0	0	n/a	n/a	n/a	46
TOTAL	363	13,409	303	15,679	270	16,280

MARION



COUNTY PROFILE

UNITED STATES CENSUS BUREAU (2000)

Median household income	\$31,944
Family households with related children younger than age 18	29,242
Family households with related children younger than age 5	10,320
Family households below poverty level with related children younger than age 5	2,207
Families below 150% Federal Poverty Level.....	13,174
Families below 185% Federal Poverty Level.....	18,696
Families below 185% Federal Poverty Level with related children younger than age 5	4,793
Families with female householder (<i>no husband present</i>)	11,176
Families with female householder (<i>no husband present</i>) below poverty level with related children younger than age 5.....	1,228
Grandparents responsible for grandchild younger than age 18.....	2,511
Percentage of high school graduates and higher	78.2
Language spoken at home other than English	
Spanish	13,815
Indo-European languages	6,129
Asian and Pacific Island languages	912
All other languages	807

OFFICE OF ECONOMIC AND DEMOGRAPHIC RESEARCH, THE FLORIDA LEGISLATURE*

County population	281,966
Number of children in the county population.....	64,072
Number of children in the county population younger than age 5	14,718
Number of minority children in the county population younger than age 5 ...	3,049

CHILD CARE FOOD PROGRAM

	2001	2003	2005
Number of participating child care centers and homes	177	155	152

GOLD SEAL ACCREDITATION

Number of child care centers and homes meeting state accrediting standards	22	24	25
--	----	----	----

DIRECTOR CREDENTIAL

Number of credentials awarded.....	10	75	38
------------------------------------	----	----	----

TITLE XXI CHILDREN'S MEDICAL SERVICES NETWORK

Number of enrolled children (<i>birth to 18 years</i>) with special health care needs from low-income families	287	386	341
--	-----	-----	-----

WIC

Infants (<i>birth to less than 12 months</i>) receiving nutritional services.....	2,188	2,442	2,646
Children (<i>1 to 5 years</i>) receiving nutritional services.....	4,366	4,447	4,427

EARLY STEPS

Children (<i>birth to 36 months</i>) receiving early intervention infant/toddler services.....	355	342	353
--	-----	-----	-----

PRE-K DISABILITIES

Children (<i>37 months to 5 years</i>) receiving early intervention preschool age services.....	338	400	419
---	-----	-----	-----

*2003 estimates

CLASSIFIED: URBAN

According to 2000 Census data, Marion County ranked 124th of the 500 largest public school districts in the United States. For the number of all persons living in poverty in Florida, Marion County ranked 36th of 67 counties (13.1%) and for those younger than age 5 living in poverty, Marion County ranked 26th with 22.2% of all young children living in poverty (Census, 2000). Early childhood teachers in the county have benefited from steady participation in the T.E.A.C.H. Early Childhood® Scholarship program from 52 recipients in 2001 to over 80 in the 2004-2005 school year.

T.E.A.C.H.

Teacher Education And Compensation Helps

	2001	2003	2005
Number of scholarships awarded	52	71	83
Number of scholarships by training institution			
<i>Central Florida Community College</i>	38	43	46
<i>Central Florida Institute of Training</i>	n/a	1	7
<i>Child Care Resources, Inc.</i>	0	0	0
<i>Childhood Development Services, Inc.</i>	8	21	26
<i>Council for Professional Recognition</i>	5	6	1
<i>Lake-Sumter Community College</i>	0	0	3
<i>Santa Fe Community College</i>	1	0	0
Number of scholarships by recipient's affiliation			
<i>Non-profit</i>	8	16	15
<i>For profit</i>	10	20	15
<i>Head Start</i>	29	28	39
<i>Public</i>	0	1	0
<i>Faith-based</i>	5	6	14

FAMILY REQUESTS FOR SERVICES

	2001	2003	2005
Requests for Child Care Referrals	534	1,430	1,084
Requests for Other Information and/or Services	4,809	4,705	2,636
Full Time: (more than 30 hours a week)	683	928	1,177
Part Time: (30 hours or less a week)	28	56	29
Odd Hour Care: (includes evening, weekend and overnight care)	45	344	484
Infant Care: (6 weeks to 12 months)	188	343	247
1-year-olds: (12 months to 24 months)	158	292	220
2-year-olds: (24 months to 36 months)	130	288	210
3-year-olds: (36 months to 48 months)	140	258	191
4-year-olds: (48 months to 60 months)	87	196	152
5-year-olds: (not in Kindergarten)	88	171	136
School-age: (Kindergarten through elementary school)	355	757	614



AFFORDABILITY*

CHILD CARE CENTERS	2001	2003	2005
Birth-12 months	\$105	\$105	\$115
1-year-olds	\$96	\$95	\$102
2-year-olds	\$90	\$90	\$95
3-year-olds	\$84	\$81	\$90
4-year-olds	\$84	\$80	\$90
Elementary school-age	\$79	\$75	\$80
LICENSED FAMILY CHILD CARE HOMES	2001	2003	2005
Birth-12 months	\$95	\$100	\$110
1-year-olds	\$90	\$90	\$96
2-year-olds	\$85	\$90	\$90
3-year-olds	\$84	\$84	\$90
4-year-olds	\$80	\$80	\$85
Elementary school-age	\$80	\$75	\$80
REGISTERED FAMILY CHILD CARE HOMES	2001	2003	2005
Birth-12 months	\$90	\$80	\$100
1-year-olds	\$80	\$75	\$85
2-year-olds	\$75	\$75	\$75
3-year-olds	\$75	\$75	\$75
4-year-olds	\$75	\$65	\$75
Elementary school-age	\$70	\$65	\$75

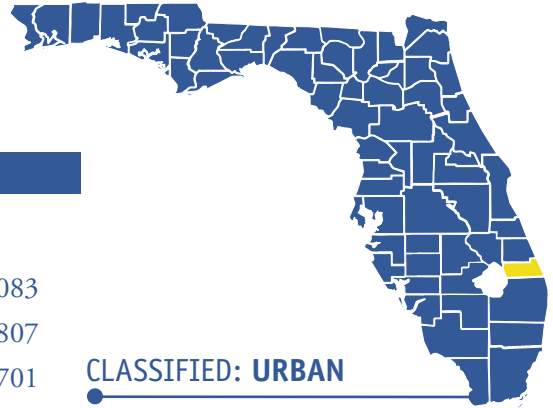
*Cost of child care 75th percentile by age group full time per week

A family of four in Marion County with a gross income of \$38,700 (200% of Federal Poverty Level), would spend 26% of their income on child care for an infant and a 3-year-old in a child care center.

AVAILABILITY

	2001		2003		2005	
	# of Programs	Capacity	# of Programs	Capacity	# of Programs	Capacity
Licensed Programs (total)	183	6,569	188	6,039	225	4,973
Secular Centers	46	5,305	44	4,092	59	3,618
Faith-Based Centers	0	0	9	804	8	369
School-Age Only	0	0	0	0	0	0
Family Child Care Homes (FCCH)	137	1,264	126	1,035	141	782
Large FCCH	0	0	9	108	17	204
Exempt Programs (total)	72	6,066	58	4,990	68	4,620
Secular Centers	0	0	35	3,815	37	3,715
Faith-Based Centers	15	2,401	13	1,055	16	785
School-Age Only	29	3,445	1	0	0	0
Registered FCCH	8	80	8	80	14	80
Pre-K Early Intervention Only	20	140	n/a	n/a	n/a	n/a
School-Based Pre-K	n/a	n/a	1	40	1	40
Head Start Programs (total)	35	547	1	102	17	334
Head Start	31	527	1	102	15	250
Early Head Start	4	40	n/a	n/a	2	84
TOTAL	290	13,182	247	11,131	310	9,927

MARTIN



COUNTY PROFILE

UNITED STATES CENSUS BUREAU (2000)

Median household income	\$43,083
Family households with related children younger than age 18	12,807
Family households with related children younger than age 5	4,701
Family households below poverty level with related children younger than age 5	706
Families below 150% Federal Poverty Level.....	3,984
Families below 185% Federal Poverty Level.....	5,683
Families below 185% Federal Poverty Level with related children younger than age 5	1,615
Families with female householder (<i>no husband present</i>)	3,803
Families with female householder (<i>no husband present</i>) below poverty level with related children younger than age 5.....	290
Grandparents responsible for grandchild younger than age 18.....	587
Percentage of high school graduates and higher	85.3
Language spoken at home other than English	
Spanish	8,139
Indo-European languages	4,229
Asian and Pacific Island languages	363
All other languages	962

OFFICE OF ECONOMIC AND DEMOGRAPHIC RESEARCH, THE FLORIDA LEGISLATURE*

County population	134,491
Number of children in the county population.....	26,770
Number of children in the county population younger than age 5	5,871
Number of minority children in the county population younger than age 5 ...	692

	2001	2003	2005
CHILD CARE FOOD PROGRAM			
Number of participating child care centers and homes	4	4	17

GOLD SEAL ACCREDITATION			
Number of child care centers and homes meeting state accrediting standards	7	13	14

DIRECTOR CREDENTIAL			
Number of credentials awarded.....	2	29	8

TITLE XXI CHILDREN'S MEDICAL SERVICES NETWORK			
Number of enrolled children (<i>birth to 18 years</i>) with special health care needs from low-income families	51	76	65

WIC			
Infants (<i>birth to less than 12 months</i>) receiving nutritional services.....	700	694	769
Children (<i>1 to 5 years</i>) receiving nutritional services.....	1,526	1,484	1,444

EARLY STEPS			
Children (<i>birth to 36 months</i>) receiving early intervention infant/toddler services.....	164	211	199

PRE-K DISABILITIES			
Children (<i>37 months to 5 years</i>) receiving early intervention preschool age services.....	115	166	151

*2003 estimates

CLASSIFIED: URBAN

In 2000, Martin County ranked 440th of the 500 largest public school districts in the United States (Census, 2000). For the number of all persons living in poverty in the state, the county ranked a low 60th of 67 counties (8.8%) and for those younger than age 5 living in poverty, Martin County ranked 48th in the state with 17% of all young children living in poverty (Census, 2000). Further, there were 3,803 households in the county headed by single women and of these households, 290 were at or below 185% of the Federal Poverty Level.


T.E.A.C.H.

Teacher Education And Compensation Helps

	2001	2003	2005
Number of scholarships awarded	32	26	48
Number of scholarships by training institution			
<i>Indian River Community College</i>	32	26	47
<i>Palm Beach Community College</i>	0	0	1
Number of scholarships by recipient's affiliation			
<i>Non-profit</i>	1	6	10
<i>For profit</i>	3	3	9
<i>Head Start</i>	27	17	24
<i>Public</i>	0	0	0
<i>Faith-based</i>	1	0	5

FAMILY REQUESTS FOR SERVICES

	2001	2003	2005
Requests for Child Care Referrals	247	302	600
Requests for Other Information and/or Services	50	135	203
Full Time: (more than 30 hours a week)	182	289	514
Part Time: (30 hours or less a week)	14	33	27
Odd Hour Care: (includes evening, weekend and overnight care)	14	19	28
Infant Care: (6 weeks to 12 months)	90	85	170
1-year-olds: (12 months to 24 months)	50	59	121
2-year-olds: (24 months to 36 months)	38	71	113
3-year-olds: (36 months to 48 months)	27	48	123
4-year-olds: (48 months to 60 months)	21	51	109
5-year-olds: (not in Kindergarten)	22	20	41
School-age: (Kindergarten through elementary school)	47	76	150



AFFORDABILITY*

	2001	2003	2005
CHILD CARE CENTERS			
Birth-12 months	\$120	\$120	\$130
1-year-olds	\$110	\$115	\$125
2-year-olds	\$105	\$105	\$125
3-year-olds	\$104	\$104	\$115
4-year-olds	\$100	\$100	\$115
Elementary school-age	\$84	\$85	\$82
LICENSED FAMILY CHILD CARE HOMES			
Birth-12 months	\$125	\$150	\$150
1-year-olds	\$100	\$150	\$150
2-year-olds	\$100	\$150	\$150
3-year-olds	\$100	\$150	\$150
4-year-olds	\$100	\$150	\$150
Elementary school-age	\$100	\$90	\$120
REGISTERED FAMILY CHILD CARE HOMES			
Birth-12 months	\$95	\$105	\$120
1-year-olds	\$95	\$100	\$115
2-year-olds	\$95	\$100	\$115
3-year-olds	\$95	\$100	\$100
4-year-olds	\$100	\$95	\$125
Elementary school-age	\$85	\$100	n/a

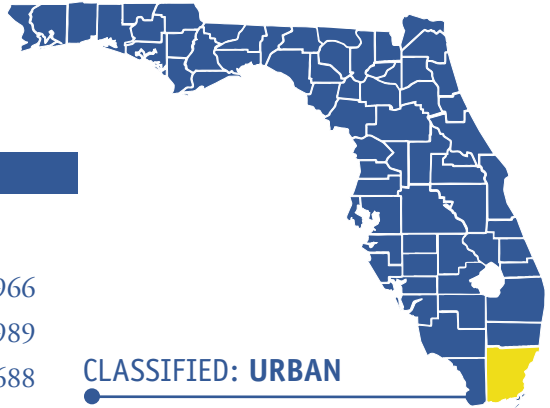
*Cost of child care 75th percentile by age group full time per week

A family of four in Martin County with a gross income of \$38,700 (200% of Federal Poverty Level), would spend 31% of their income on child care for an infant and a 3-year-old in a child care center.

AVAILABILITY

	2001		2003		2005	
	# of Programs	Capacity	# of Programs	Capacity	# of Programs	Capacity
Licensed Programs (total)	41	3,353	36	2,554	41	3,123
Secular Centers	33	2,830	29	2,327	28	2,612
Faith-Based Centers	6	503	4	217	6	501
School-Age Only	0	0	0	0	2	0
Family Child Care Homes (FCCH)	2	20	3	10	5	10
Large FCCH	0	0	0	0	0	0
Exempt Programs (total)	41	3,783	28	2,185	28	1,514
Secular Centers	0	0	14	1,346	1	0
Faith-Based Centers	6	960	4	813	8	601
School-Age Only	19	2,619	1	0	12	897
Registered FCCH	8	64	5	26	7	16
Pre-K Early Intervention Only	8	140	n/a	n/a	n/a	n/a
School-Based Pre-K	n/a	n/a	4	0	0	0
Head Start Programs (total)	13	245	0	0	4	302
Head Start	13	245	0	0	3	263
Early Head Start	0	0	n/a	n/a	1	39
TOTAL	95	7,381	64	4,739	73	4,939

MIAMI-DADE



COUNTY PROFILE

UNITED STATES CENSUS BUREAU (2000)

Median household income	\$35,966
Family households with related children younger than age 18	303,989
Family households with related children younger than age 5	118,688
Family households below poverty level with related children younger than age 5	25,778
Families below 150% Federal Poverty Level.....	141,077
Families below 185% Federal Poverty Level.....	181,554
Families below 185% Federal Poverty Level with related children younger than age 5	51,998
Families with female householder (<i>no husband present</i>)	130,369
Families with female householder (<i>no husband present</i>) below poverty level with related children younger than age 5.....	13,503
Grandparents responsible for grandchild younger than age 18.....	27,002
Percentage of high school graduates and higher	67.9
Language spoken at home other than English	
Spanish	1,248,616
Indo-European languages	155,369
Asian and Pacific Island languages	16,395
All other languages	11,785

OFFICE OF ECONOMIC AND DEMOGRAPHIC RESEARCH, THE FLORIDA LEGISLATURE*

County population	2,345,932
Number of children in the county population.....	645,874
Number of children in the county population younger than age 5	157,828
Number of minority children in the county population younger than age 5 ...	45,436

CHILD CARE FOOD PROGRAM

Number of participating child care centers and homes	665	706	756
--	-----	-----	-----

GOLD SEAL ACCREDITATION

Number of child care centers and homes meeting state accrediting standards	73	225	248
--	----	-----	-----

DIRECTOR CREDENTIAL

Number of credentials awarded.....	58	941	313
------------------------------------	----	-----	-----

TITLE XXI CHILDREN'S MEDICAL SERVICES NETWORK

Number of enrolled children (<i>birth to 18 years</i>) with special health care needs from low-income families	491	845	894
--	-----	-----	-----

WIC

Infants (<i>birth to less than 12 months</i>) receiving nutritional services.....	20,510	19,656	19,924
Children (<i>1 to 5 years</i>) receiving nutritional services.....	30,641	33,590	33,536

EARLY STEPS

Children (<i>birth to 36 months</i>) receiving early intervention infant/toddler services.....	4,273	5,595	5,722
--	-------	-------	-------

PRE-K DISABILITIES

Children (<i>37 months to 5 years</i>) receiving early intervention preschool age services.....	1,511	2,153	2,208
---	-------	-------	-------

*2003 estimates

CLASSIFIED: URBAN

According to Census data (2000), Miami-Dade County ranked among the top 5 largest public school districts in the United States (5th of the 500 largest districts). In 2003, Miami-Dade County again ranked high amongst the largest counties in the nation, at 8th of the 100 largest counties (Census, 2003). Further, the county had the largest population in the state according to 2003 estimation data. For the number of all persons living in poverty in Florida, Miami-Dade County ranked 17th of 67 counties (18%) and for those younger than age 5 living in poverty, the county ranked 23rd with 23.2% of all young children living in poverty (Census, 2000).

T.E.A.C.H.

Teacher Education And Compensation Helps

	2001	2003	2005
Number of scholarships awarded	205	291	270

Number of scholarships by training institution

<i>Amer. Adult Comm. Ed.</i>	1	1	0
<i>Apostolic "Wee Care" Assistance Association</i>	8	44	0
<i>Broward Comm. Coll.</i>	4	2	1
<i>Central Fl. Inst. Training</i>	<i>n/a</i>	0	2
<i>ChildCare Education Inst.</i>	<i>n/a</i>	<i>n/a</i>	28
<i>Council for Prof. Recog.</i>	6	9	18
<i>Family Central</i>	20	25	1
<i>Feinberg Fisher</i>	0	0	1
<i>Fl. League/Christian Schools</i>	<i>n/a</i>	1	7
<i>Hialeah Adult Education</i>	0	0	0
<i>Lindsey Hopkins Tech.</i>	0	0	1
<i>Miami-Dade C.C.</i>	126	136	129
<i>Miami SW Adult Ed.</i>	1	0	0
<i>Miami Southbridge Adult Ed.</i>	2	0	0
<i>Miami Springs Adult Ed.</i>	2	0	0
<i>Nova S.E. University</i>	30	60	27
<i>Palm Beach C.C.</i>	0	2	2
<i>Robert Morgan Vo-tech</i>	3	7	1
<i>Sheridan Vo-tech</i>	1	0	0
<i>South Dade Skills Ctr.</i>	0	0	0
<i>South Florida C.C.</i>	0	0	1
<i>South Fl. Literacy Inst.</i>	<i>n/a</i>	<i>n/a</i>	51
<i>S. Fl. Montessori Ed. Ctr.</i>	0	1	0
<i>Wesley House</i>	1	0	0
<i>YMCA of Greater Miami</i>	0	3	0

Number of scholarships by recipient's affiliation

<i>Non-profit</i>	74	93	86
<i>For profit</i>	115	160	150
<i>Head Start</i>	10	8	4
<i>Public</i>	0	0	0
<i>Faith-based</i>	6	30	30

Local Contributors to T.E.A.C.H. Program

The Early Learning Coalition has contributed funding to provide for additional scholarships in this county.

FAMILY REQUESTS FOR SERVICES

	2001	2003	2005
Requests for Child Care Referrals	10,531	13,582	9,429
Requests for Other Information and/or Services	9,283	17,696	8,249
Full Time: (more than 30 hours a week)	3,079	6,208	2,206
Part Time: (30 hours or less a week)	478	1,337	656
Odd Hour Care: (includes evening, weekend and overnight care)	236	558	147
Infant Care: (6 weeks to 12 months)	2,156	2,861	2,122
1-year-olds: (12 months to 24 months)	2,395	2,917	2,048
2-year-olds: (24 months to 36 months)	2,572	3,011	2,134
3-year-olds: (36 months to 48 months)	2,131	2,653	1,837
4-year-olds: (48 months to 60 months)	1,227	1,878	1,368
5-year-olds: (not in Kindergarten)	1,227	1,112	914
School-age: (Kindergarten through elementary school)	2,933	4,152	3,358



AFFORDABILITY*

CHILD CARE CENTERS	2001	2003	2005
Birth-12 months	\$110	\$112	\$132
1-year-olds	\$97	\$100	\$118
2-year-olds	\$95	\$95	\$114
3-year-olds	\$90	\$92	\$108
4-year-olds	\$90	\$92	\$108
Elementary school-age	\$85	\$90	\$102
LICENSED FAMILY CHILD CARE HOMES	2001	2003	2005
Birth-12 months	\$95	\$100	\$120
1-year-olds	\$90	\$95	\$100
2-year-olds	\$85	\$90	\$100
3-year-olds	\$85	\$90	\$100
4-year-olds	\$85	\$90	\$100
Elementary school-age	\$80	\$85	\$95

REGISTERED FAMILY CHILD CARE HOMES

Family child care homes in this county must be licensed.

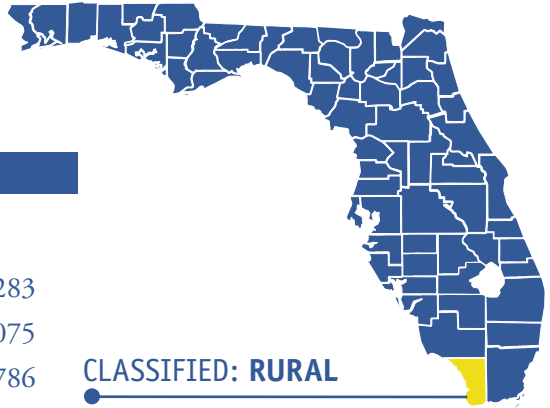
*Cost of child care 75th percentile by age group full time per week

A family of four in Miami-Dade County with a gross income of \$38,700 (200% of Federal Poverty Level), would spend 30% of their income on child care for an infant and a 3-year-old in a child care center.

AVAILABILITY

	2001		2003		2005	
	# of Programs	Capacity	# of Programs	Capacity	# of Programs	Capacity
Licensed Programs (total)	1,559	125,981	1,661	150,669	1,540	134,559
Secular Centers	864	76,596	807	89,341	838	77,767
Faith-Based Centers	59	8,539	103	13,880	54	5,926
School-Age Only	217	36,921	194	41,155	221	45,949
Family Child Care Homes (FCCH)	402	3,721	486	5,441	367	4,197
Large FCCH	17	204	71	852	60	720
Exempt Programs (total)	427	30,642	184	23,089	160	11,775
Secular Centers	44	2,060	23	5,451	24	3,038
Faith-Based Centers	86	11,449	24	6,420	9	1,316
School-Age Only	81	7,643	61	8,945	31	6,159
Registered FCCH	0	0	0	0	1	6
Pre-K Early Intervention Only	216	9,490	n/a	n/a	n/a	n/a
School-Based Pre-K	n/a	n/a	76	2,273	95	1,256
Head Start Programs (total)	104	7,583	60	4,121	97	6,429
Head Start	80	7,333	60	4,121	83	6,135
Early Head Start	24	250	n/a	n/a	14	294
TOTAL	2,090	164,206	1,905	177,879	1,797	152,763

MONROE



CLASSIFIED: RURAL

For the number of all persons living in poverty in the state, Monroe County ranked 50th out of 67 counties (10.2%) and for those younger than age 5 living in poverty, Monroe County ranked a low 63rd in the state with 12.7% of all young children living in poverty (Census, 2000). Nearly 4,000 families lived at or below 185% of the Federal Poverty Level in 2000, with 900 of these families having children younger than 5 years in the households.

T.E.A.C.H.
Teacher Education And Compensation Helps

	2001	2003	2005
Number of scholarships awarded	15	22	12
Number of scholarships by training institution			
<i>Central Florida Institute of Traiaing</i>	<i>n/a</i>	0	1
<i>Florida Keys Community College</i>	0	5	0
<i>Miami-Dade Community College</i>	0	2	2
<i>Wesley House</i>	15	15	9
Number of scholarships by recipient's affiliation			
<i>Non-profit</i>	8	13	3
<i>For profit</i>	1	3	3
<i>Head Start</i>	0	0	0
<i>Public</i>	0	5	6
<i>Faith-based</i>	6	1	0

COUNTY PROFILE

UNITED STATES CENSUS BUREAU (2000)

Median household income	\$42,283
Family households with related children younger than age 18	8,075
Family households with related children younger than age 5	2,786
Family households below poverty level with related children younger than age 5	325
Families below 150% Federal Poverty Level.....	2,710
Families below 185% Federal Poverty Level.....	3,913
Families below 185% Federal Poverty Level with related children younger than age 5	900
Families with female householder (<i>no husband present</i>)	2,387
Families with female householder (<i>no husband present</i>) below poverty level with related children younger than age 5.....	169
Grandparents responsible for grandchild younger than age 18.....	409
Percentage of high school graduates and higher	84.9
Language spoken at home other than English	
Spanish	12,173
Indo-European languages	3,529
Asian and Pacific Island languages	490
All other languages	145

OFFICE OF ECONOMIC AND DEMOGRAPHIC RESEARCH, THE FLORIDA LEGISLATURE*

County population	80,537
Number of children in the county population.....	15,088
Number of children in the county population younger than age 5	3,417
Number of minority children in the county population younger than age 5 ...	338

	2001	2003	2005
--	-------------	-------------	-------------

CHILD CARE FOOD PROGRAM			
Number of participating child care centers and homes	10	5	7

GOLD SEAL ACCREDITATION			
Number of child care centers and homes meeting state accrediting standards	4	8	8

DIRECTOR CREDENTIAL			
Number of credentials awarded.....	0	19	9

TITLE XXI CHILDREN'S MEDICAL SERVICES NETWORK			
Number of enrolled children (<i>birth to 18 years</i>) with special health care needs from low-income families	37	37	32

WIC			
Infants (<i>birth to less than 12 months</i>) receiving nutritional services.....	340	336	384
Children (<i>1 to 5 years</i>) receiving nutritional services.....	599	569	542

EARLY STEPS			
Children (<i>birth to 36 months</i>) receiving early intervention infant/toddler services.....	108	121	123

PRE-K DISABILITIES			
Children (<i>37 months to 5 years</i>) receiving early intervention preschool age services.....	88	98	86

*2003 estimates

FAMILY REQUESTS FOR SERVICES

	2001	2003	2005
Requests for Child Care Referrals	713	602	512
Requests for Other Information and/or Services	30	185	317
Full Time: (more than 30 hours a week)	303	326	494
Part Time: (30 hours or less a week)	21	37	48
Odd Hour Care: (includes evening, weekend and overnight care)	34	67	52
Infant Care: (6 weeks to 12 months)	180	143	137
1-year-olds: (12 months to 24 months)	128	126	96
2-year-olds: (24 months to 36 months)	91	91	94
3-year-olds: (36 months to 48 months)	87	95	62
4-year-olds: (48 months to 60 months)	69	57	54
5-year-olds: (not in Kindergarten)	70	48	39
School-age: (Kindergarten through elementary school)	204	144	120



AFFORDABILITY*

	2001	2003	2005
CHILD CARE CENTERS			
Birth-12 months	\$110	\$120	\$125
1-year-olds	\$100	\$110	\$120
2-year-olds	\$100	\$110	\$115
3-year-olds	\$90	\$100	\$110
4-year-olds	\$90	\$100	\$105
Elementary school-age	\$100	\$90	\$95
LICENSED FAMILY CHILD CARE HOMES			
Birth-12 months	**	n/a	\$135
1-year-olds	**	n/a	\$125
2-year-olds	**	n/a	\$125
3-year-olds	**	n/a	\$125
4-year-olds	**	n/a	\$110
Elementary school-age	**	n/a	\$90
REGISTERED FAMILY CHILD CARE HOMES			
Birth-12 months	\$100	\$115	\$125
1-year-olds	\$100	\$120	\$125
2-year-olds	\$100	\$105	\$125
3-year-olds	\$100	\$100	\$125
4-year-olds	\$100	\$100	\$125
Elementary school-age	\$85	\$90	\$100

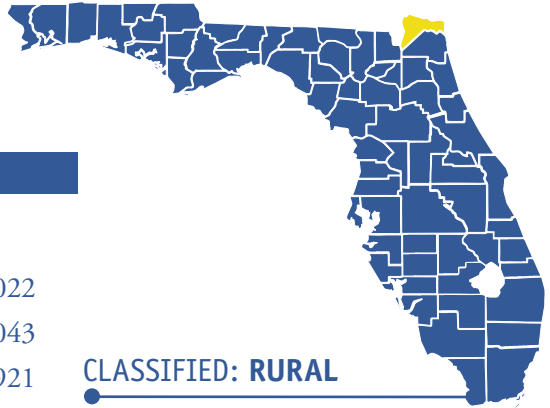
*Cost of child care 75th percentile by age group full time per week
 **Family child care homes in this county must be licensed.

A family of four in Monroe County with a gross income of \$38,700 (200% of Federal Poverty Level), would spend 30% of their income on child care for an infant and a 3-year-old in a child care center.

AVAILABILITY

	2001		2003		2005	
	# of Programs	Capacity	# of Programs	Capacity	# of Programs	Capacity
Licensed Programs (total)	68	2,436	32	1,697	30	1,334
Secular Centers	32	1,840	24	1,412	22	1,036
Faith-Based Centers	36	596	5	268	5	281
School-Age Only	0	0	2	17	2	17
Family Child Care Homes (FCCH)	0	0	1	0	1	0
Large FCCH	0	0	0	0	0	0
Exempt Programs (total)	61	1,322	99	2,595	75	2,222
Secular Centers	0	0	1	n/a	2	40
Faith-Based Centers	4	310	5	598	5	549
School-Age Only	10	611	17	1,361	15	1,220
Registered FCCH	47	401	62	453	46	323
Pre-K Early Intervention Only	n/a	n/a	n/a	n/a	n/a	n/a
School-Based Pre-K	n/a	n/a	14	183	7	90
Head Start Programs (total)	9	215	8	206	9	215
Head Start	9	215	8	206	9	215
Early Head Start	0	0	n/a	n/a	n/a	n/a
TOTAL	138	3,973	139	4,498	114	3,771

NASSAU



COUNTY PROFILE

UNITED STATES CENSUS BUREAU (2000)

Median household income	\$46,022
Family households with related children younger than age 18	8,043
Family households with related children younger than age 5	2,921
Family households below poverty level with related children younger than age 5	317
Families below 150% Federal Poverty Level.....	1,997
Families below 185% Federal Poverty Level.....	2,905
Families below 185% Federal Poverty Level with related children younger than age 5	906
Families with female householder (<i>no husband present</i>)	1,886
Families with female householder (<i>no husband present</i>) below poverty level with related children younger than age 5.....	125
Grandparents responsible for grandchild younger than age 18.....	719
Percentage of high school graduates and higher	81.0
Language spoken at home other than English	
Spanish	1,135
Indo-European languages	600
Asian and Pacific Island languages	265
All other languages	87

OFFICE OF ECONOMIC AND DEMOGRAPHIC RESEARCH, THE FLORIDA LEGISLATURE*

County population	63,062
Number of children in the county population.....	16,540
Number of children in the county population younger than age 5	3,893
Number of minority children in the county population younger than age 5 ...	350

CHILD CARE FOOD PROGRAM

	2001	2003	2005
Number of participating child care centers and homes	9	10	11

GOLD SEAL ACCREDITATION

Number of child care centers and homes meeting state accrediting standards	7	7	7
--	---	---	---

DIRECTOR CREDENTIAL

Number of credentials awarded.....	5	25	5
------------------------------------	---	----	---

TITLE XXI CHILDREN'S MEDICAL SERVICES NETWORK

Number of enrolled children (<i>birth to 18 years</i>) with special health care needs from low-income families	8	22	27
--	---	----	----

WIC

Infants (<i>birth to less than 12 months</i>) receiving nutritional services.....	396	428	450
Children (<i>1 to 5 years</i>) receiving nutritional services.....	654	708	712

EARLY STEPS

Children (<i>birth to 36 months</i>) receiving early intervention infant/toddler services.....	89	95	109
--	----	----	-----

PRE-K DISABILITIES

Children (<i>37 months to 5 years</i>) receiving early intervention preschool age services.....	88	93	91
---	----	----	----

*2003 estimates

CLASSIFIED: RURAL

For the number of all persons living in poverty in Florida, Nassau County ranked 59th out of 67 counties (9.1%) and for those younger than age 5 living in poverty, Nassau County again ranked amongst the lowest at 64th with 10.9% of all young children living in poverty (Census, 2000). Programmatically, a steady increase occurred between 2001 and 2005 in the enrollment of young children in the WIC nutritional program. Between those years, an additional 54 children (birth to less than 12 months) were enrolled to receive state WIC services.

T.E.A.C.H.

Teacher Education And Compensation Helps

	2001	2003	2005
Number of scholarships awarded	3	3	10

Number of scholarships by training institution


<i>ChildCare Education Institute</i>	<i>n/a</i>	<i>n/a</i>	9
<i>Council for Professional Recognition</i>	0	1	0
<i>Episcopal Children Services</i>	3	0	0
<i>Florida Community College of Jacksonville</i>	0	2	1

Number of scholarships by recipient's affiliation

<i>Non-profit</i>	2	1	1
<i>For profit</i>	1	2	9
<i>Head Start</i>	0	0	0
<i>Public</i>	0	0	0
<i>Faith-based</i>	0	0	0

FAMILY REQUESTS FOR SERVICES

	2001	2003	2005
Requests for Child Care Referrals	217	282	272
Requests for Other Information and/or Services	1,601	1,495	735
Full Time: (more than 30 hours a week)	213	63	180
Part Time: (30 hours or less a week)	10	5	11
Odd Hour Care: (includes evening, weekend and overnight care)	6	1	1
Infant Care: (6 weeks to 12 months)	54	55	34
1-year-olds: (12 months to 24 months)	48	58	34
2-year-olds: (24 months to 36 months)	57	58	33
3-year-olds: (36 months to 48 months)	49	54	31
4-year-olds: (48 months to 60 months)	27	67	28
5-year-olds: (not in Kindergarten)	27	40	21
School-age: (Kindergarten through elementary school)	93	122	59



AFFORDABILITY*

CHILD CARE CENTERS	2001	2003	2005
Birth-12 months	\$97	\$115	\$115
1-year-olds	\$95	\$105	\$108
2-year-olds	\$92	\$96	\$105
3-year-olds	\$89	\$90	\$102
4-year-olds	\$88	\$90	\$102
Elementary school-age	\$77	\$88	\$80
LICENSED FAMILY CHILD CARE HOMES	2001	2003	2005
Birth-12 months	\$90	\$110	\$105
1-year-olds	\$90	\$95	\$90
2-year-olds	\$90	\$90	\$95
3-year-olds	\$90	\$90	\$90
4-year-olds	\$90	\$85	\$95
Elementary school-age	\$85	\$85	\$55

REGISTERED FAMILY CHILD CARE HOMES

Family child care homes in this county must be licensed.

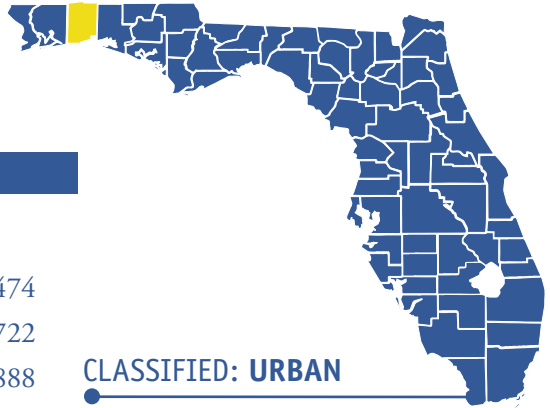
*Cost of child care 75th percentile by age group full time per week

A family of four in Nassau County with a gross income of \$38,700 (200% of Federal Poverty Level), would spend 27% of their income on child care for an infant and a 3-year-old in a child care center.

AVAILABILITY

	2001		2003		2005	
	# of Programs	Capacity	# of Programs	Capacity	# of Programs	Capacity
Licensed Programs (total)	62	1,132	34	898	34	888
Secular Centers	37	979	17	862	14	819
Faith-Based Centers	0	0	1	n/a	2	n/a
School-Age Only	1	45	0	0	0	0
Family Child Care Homes (FCCH)	24	108	16	36	18	69
Large FCCH	0	0	0	0	0	0
Exempt Programs (total)	8	203	16	559	16	558
Secular Centers	0	0	12	459	12	458
Faith-Based Centers	2	183	0	0	0	0
School-Age Only	0	0	0	0	0	0
Registered FCCH	0	0	0	0	0	0
Pre-K Early Intervention Only	6	20	n/a	n/a	n/a	n/a
School-Based Pre-K	n/a	n/a	4	100	4	100
Head Start Programs (total)	2	80	1	40	2	78
Head Start	2	80	1	40	2	78
Early Head Start	0	0	n/a	n/a	n/a	n/a
TOTAL	72	1,415	51	1,497	52	1,524

OKALOOSA



COUNTY PROFILE

UNITED STATES CENSUS BUREAU (2000)

Median household income	\$41,474
Family households with related children younger than age 18	23,722
Family households with related children younger than age 5	8,888
Family households below poverty level with related children younger than age 5	1,233
Families below 150% Federal Poverty Level.....	6,294
Families below 185% Federal Poverty Level.....	8,918
Families below 185% Federal Poverty Level with related children younger than age 5	3,524
Families with female householder (<i>no husband present</i>)	6,692
Families with female householder (<i>no husband present</i>) below poverty level with related children younger than age 5.....	751
Grandparents responsible for grandchild younger than age 18.....	1,479
Percentage of high school graduates and higher	88.0
Language spoken at home other than English	
Spanish	5,577
Indo-European languages	3,126
Asian and Pacific Island languages	3,677
All other languages	217

OFFICE OF ECONOMIC AND DEMOGRAPHIC RESEARCH, THE FLORIDA LEGISLATURE*

County population	181,102
Number of children in the county population.....	48,887
Number of children in the county population younger than age 5	11,467
Number of minority children in the county population younger than age 5 ...	2,035

CHILD CARE FOOD PROGRAM

Number of participating child care centers and homes	166	116	114
--	-----	-----	-----

GOLD SEAL ACCREDITATION

Number of child care centers and homes meeting state accrediting standards	19	35	39
--	----	----	----

DIRECTOR CREDENTIAL

Number of credentials awarded.....	23	53	32
------------------------------------	----	----	----

TITLE XXI CHILDREN'S MEDICAL SERVICES NETWORK

Number of enrolled children (<i>birth to 18 years</i>) with special health care needs from low-income families	75	79	80
--	----	----	----

WIC

Infants (<i>birth to less than 12 months</i>) receiving nutritional services.....	1,373	1,536	1,686
Children (<i>1 to 5 years</i>) receiving nutritional services.....	2,152	2,452	2,505

EARLY STEPS

Children (<i>birth to 36 months</i>) receiving early intervention infant/toddler services.....	265	261	302
--	-----	-----	-----

PRE-K DISABILITIES

Children (<i>37 months to 5 years</i>) receiving early intervention preschool age services.....	225	213	219
---	-----	-----	-----

*2003 estimates

CLASSIFIED: URBAN

According to 2000 Census data, Okaloosa County ranked 189th of the 500 largest public school districts in the United States. For the number of all persons living in poverty in the state, Okaloosa County ranked a low 61st of 67 counties (8.8%) and for those younger than age 5 living in poverty, the county again ranked low at 59th in the state with 15.1% of all young children living in poverty (Census, 2000). Specific to the families in the county, over 1,400 requests for child care referrals were made to staff at the local Child Care Resource and Referral (CCR&R) agency in 2005. The most requested type of child care families sought information or referrals about was for full time care (30 or more hours of care a week).

T.E.A.C.H.

Teacher Education And Compensation Helps

	2001	2003	2005
Number of scholarships awarded	55	52	71
Number of scholarships by training institution			
<i>Central Florida Institute of Training</i>	<i>n/a</i>	<i>0</i>	<i>1</i>
<i>ChildCare Education Institute</i>	<i>n/a</i>	<i>n/a</i>	<i>13</i>
<i>Council for Professional Recognition</i>	<i>9</i>	<i>15</i>	<i>11</i>
<i>Okaloosa Walton Community College</i>	<i>46</i>	<i>37</i>	<i>42</i>
<i>Tallahassee Community College</i>	<i>0</i>	<i>0</i>	<i>4</i>
Number of scholarships by recipient's affiliation			
<i>Non-profit</i>	<i>18</i>	<i>31</i>	<i>24</i>
<i>For profit</i>	<i>30</i>	<i>10</i>	<i>41</i>
<i>Head Start</i>	<i>0</i>	<i>1</i>	<i>2</i>
<i>Public</i>	<i>4</i>	<i>1</i>	<i>0</i>
<i>Faith-based</i>	<i>3</i>	<i>9</i>	<i>4</i>

Local Contributors to T.E.A.C.H. Program

The Early Learning Coalition has contributed funding to provide for additional scholarships in this county.

FAMILY REQUESTS FOR SERVICES

	2001	2003	2005
Requests for Child Care Referrals	2,574	1,716	1,437
Requests for Other Information and/or Services	1,112	1,332	529
Full Time: (more than 30 hours a week)	1,187	1,101	1,449
Part Time: (30 hours or less a week)	192	140	247
Odd Hour Care: (includes evening, weekend and overnight care)	331	358	452
Infant Care: (6 weeks to 12 months)	529	408	372
1-year-olds: (12 months to 24 months)	381	316	288
2-year-olds: (24 months to 36 months)	366	268	259
3-year-olds: (36 months to 48 months)	404	248	227
4-year-olds: (48 months to 60 months)	289	195	180
5-year-olds: (not in Kindergarten)	289	112	159
School-age: (Kindergarten through elementary school)	578	365	483



AFFORDABILITY*

	2001	2003	2005
CHILD CARE CENTERS			
Birth-12 months	\$112	\$115	\$125
1-year-olds	\$100	\$102	\$117
2-year-olds	\$93	\$95	\$110
3-year-olds	\$88	\$90	\$95
4-year-olds	\$88	\$90	\$95
Elementary school-age	\$85	\$85	\$95
LICENSED FAMILY CHILD CARE HOMES			
Birth-12 months	\$120	\$120	\$130
1-year-olds	\$115	\$115	\$130
2-year-olds	\$100	\$105	\$125
3-year-olds	\$100	\$100	\$125
4-year-olds	\$110	\$100	\$110
Elementary school-age	\$110	\$85	\$100
REGISTERED FAMILY CHILD CARE HOMES			
Birth-12 months	\$90	\$95	\$100
1-year-olds	\$85	\$90	\$100
2-year-olds	\$80	\$85	\$95
3-year-olds	\$80	\$85	\$95
4-year-olds	\$80	\$85	\$90
Elementary school-age	\$75	\$75	\$90

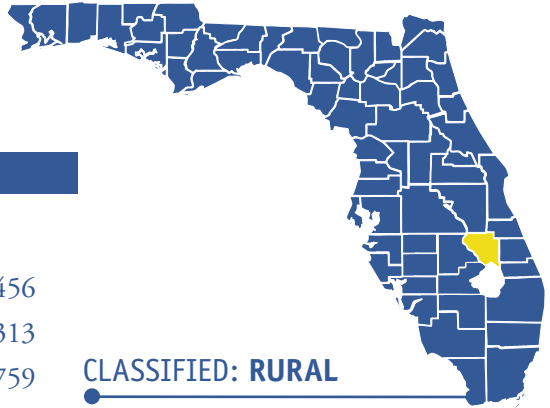
*Cost of child care 75th percentile by age group full time per week

A family of four in Okaloosa County with a gross income of \$38,700 (200% of Federal Poverty Level), would spend 28% of their income on child care for an infant and a 3-year-old in a child care center.

AVAILABILITY

	2001		2003		2005	
	# of Programs	Capacity	# of Programs	Capacity	# of Programs	Capacity
Licensed Programs (total)	113	6,880	118	6,405	111	6,684
Secular Centers	53	4,727	55	4,546	56	5,001
Faith-Based Centers	14	1,165	13	994	12	908
School-Age Only	9	652	9	527	7	475
Family Child Care Homes (FCCH)	35	312	41	338	36	300
Large FCCH	2	24	0	0	0	0
Exempt Programs (total)	184	4,089	158	4,176	138	4,345
Secular Centers	0	0	1	n/a	3	86
Faith-Based Centers	9	1,282	8	1,420	8	1,672
School-Age Only	12	1,404	15	1,654	13	1,575
Registered FCCH	150	1,158	126	950	108	876
Pre-K Early Intervention Only	13	245	n/a	n/a	n/a	n/a
School-Based Pre-K	n/a	n/a	8	152	6	136
Head Start Programs (total)	20	344	8	363	9	321
Head Start	13	264	8	363	5	256
Early Head Start	7	80	n/a	n/a	4	65
TOTAL	317	11,313	284	10,944	258	11,350

OKEECHOBEE



COUNTY PROFILE

UNITED STATES CENSUS BUREAU (2000)

Median household income	\$30,456
Family households with related children younger than age 18	4,313
Family households with related children younger than age 5	1,759
Family households below poverty level with related children younger than age 5	376
Families below 150% Federal Poverty Level.....	2,223
Families below 185% Federal Poverty Level.....	3,005
Families below 185% Federal Poverty Level with related children younger than age 5	895
Families with female householder (<i>no husband present</i>)	1,413
Families with female householder (<i>no husband present</i>) below poverty level with related children younger than age 5.....	148
Grandparents responsible for grandchild younger than age 18.....	382
Percentage of high school graduates and higher	65.1
Language spoken at home other than English	
Spanish	5,786
Indo-European languages	544
Asian and Pacific Island languages	46
All other languages	80

CLASSIFIED: RURAL

For the number of all persons living in poverty in the state, Okeechobee County ranked 24th out of 67 counties (16%) and for those younger than age 5 living in poverty, Okeechobee County ranked 21st in the state with 23.9% of all young children living in poverty (Census, 2000). In addition, over 3,000 families lived at or below 185% of the Federal Poverty Level and a low percentage of adults in the area graduated high school or earned higher educations in 2000 (65.1%).

OFFICE OF ECONOMIC AND DEMOGRAPHIC RESEARCH, THE FLORIDA LEGISLATURE*

County population	37,236
Number of children in the county population.....	10,058
Number of children in the county population younger than age 5	2,370
Number of minority children in the county population younger than age 5 ...	261

CHILD CARE FOOD PROGRAM

	2001	2003	2005
Number of participating child care centers and homes	8	8	13

GOLD SEAL ACCREDITATION

Number of child care centers and homes meeting state accrediting standards	4	3	5
--	---	---	---

DIRECTOR CREDENTIAL

Number of credentials awarded.....	0	20	2
------------------------------------	---	----	---

TITLE XXI CHILDREN'S MEDICAL SERVICES NETWORK

Number of enrolled children (<i>birth to 18 years</i>) with special health care needs from low-income families	35	31	35
--	----	----	----

WIC

Infants (<i>birth to less than 12 months</i>) receiving nutritional services.....	490	471	507
Children (<i>1 to 5 years</i>) receiving nutritional services.....	884	1,006	960

EARLY STEPS

Children (<i>birth to 36 months</i>) receiving early intervention infant/toddler services.....	50	60	70
--	----	----	----

PRE-K DISABILITIES

Children (<i>37 months to 5 years</i>) receiving early intervention preschool age services.....	79	112	85
---	----	-----	----

*2003 estimates

T.E.A.C.H. Teacher Education And Compensation Helps

	2001	2003	2005
Number of scholarships awarded		50	49 56
Number of scholarships by training institution			
<i>Central Florida Institute of Training</i>	<i>n/a</i>	0	1
<i>ChildCare Education Institute</i>	<i>n/a</i>	<i>n/a</i>	1
<i>Council for Professional Recognition</i>	1	0	0
<i>Indian River Community College</i>	49	49	54
Number of scholarships by recipient's affiliation			
<i>Non-profit</i>	1	0	2
<i>For profit</i>	0	0	13
<i>Head Start</i>	49	48	39
<i>Public</i>	0	0	1
<i>Faith-based</i>	0	1	1

FAMILY REQUESTS FOR SERVICES

	2001	2003	2005
Requests for Child Care Referrals	29	31	70
Requests for Other Information and/or Services	6	59	173
Full Time: (more than 30 hours a week)	37	28	72
Part Time: (30 hours or less a week)	0	4	5
Odd Hour Care: (includes evening, weekend and overnight care)	2	4	2
Infant Care: (6 weeks to 12 months)	8	9	20
1-year-olds: (12 months to 24 months)	5	5	7
2-year-olds: (24 months to 36 months)	7	5	12
3-year-olds: (36 months to 48 months)	8	8	20
4-year-olds: (48 months to 60 months)	4	5	19
5-year-olds: (not in Kindergarten)	4	4	6
School-age: (Kindergarten through elementary school)	7	8	5



AFFORDABILITY*

CHILD CARE CENTERS	2001	2003	2005
Birth-12 months	\$100	\$100	\$125
1-year-olds	\$90	\$95	\$105
2-year-olds	\$85	\$90	\$95
3-year-olds	\$80	\$80	\$90
4-year-olds	\$80	\$80	\$95
Elementary school-age	\$76	\$85	\$90
LICENSED FAMILY CHILD CARE HOMES	2001	2003	2005
Birth-12 months	\$95	\$95	\$95
1-year-olds	\$90	\$85	\$90
2-year-olds	\$85	\$85	\$85
3-year-olds	\$85	\$85	\$80
4-year-olds	\$75	\$85	\$80
Elementary school-age	\$75	\$75	\$76
REGISTERED FAMILY CHILD CARE HOMES	2001	2003	2005
Birth-12 months	\$75	\$75	\$85
1-year-olds	\$75	\$85	\$75
2-year-olds	\$75	\$85	\$75
3-year-olds	\$75	\$85	\$75
4-year-olds	\$75	\$85	\$75
Elementary school-age	\$75	\$85	n/a

*Cost of child care 75th percentile by age group full time per week

A family of four in Okeechobee County with a gross income of \$38,700 (200% of Federal Poverty Level), would spend 27% of their income on child care for an infant and a 3-year-old in a child care center.

AVAILABILITY

	2001		2003		2005	
	# of Programs	Capacity	# of Programs	Capacity	# of Programs	Capacity
Licensed Programs (total)	12	713	18	830	12	375
Secular Centers	9	689	11	759	9	375
Faith-Based Centers	0	0	1	25	1	n/a
School-Age Only	0	0	0	0	0	0
Family Child Care Homes (FCCH)	3	24	6	46	2	0
Large FCCH	0	0	0	0	0	0
Exempt Programs (total)	20	627	24	711	7	258
Secular Centers	0	0	1	65	2	162
Faith-Based Centers	4	169	3	108	1	82
School-Age Only	3	300	3	300	0	0
Registered FCCH	9	78	11	98	4	14
Pre-K Early Intervention Only	4	80	n/a	n/a	n/a	n/a
School-Based Pre-K	n/a	n/a	6	140	0	0
Head Start Programs (total)	5	100	3	246	1	94
Head Start	5	100	3	246	1	94
Early Head Start	0	0	n/a	n/a	n/a	n/a
TOTAL	37	1,440	45	1,787	20	727