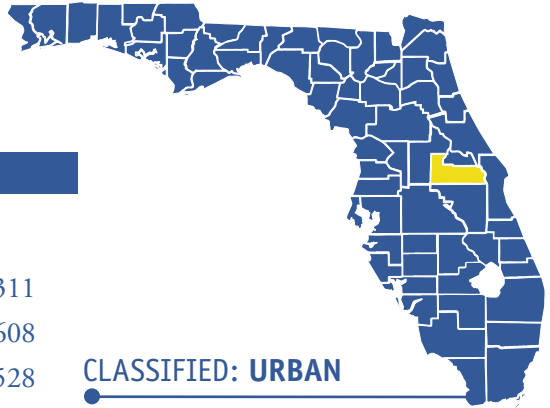


# ORANGE



## COUNTY PROFILE

### UNITED STATES CENSUS BUREAU (2000)

Median household income .....	\$41,311
Family households with related children younger than age 18 .....	122,608
Family households with related children younger than age 5 .....	49,528
Family households below poverty level with related children younger than age 5 .....	7,884
Families below 150% Federal Poverty Level.....	36,773
Families below 185% Federal Poverty Level.....	50,515
Families below 185% Federal Poverty Level with related children younger than age 5 .....	18,318
Families with female householder ( <i>no husband present</i> ) .....	44,698
Families with female householder ( <i>no husband present</i> ) below poverty level with related children younger than age 5.....	4,664
Grandparents responsible for grandchild younger than age 18.....	9,506
Percentage of high school graduates and higher .....	81.8
Language spoken at home other than English	
Spanish .....	144,579
Indo-European languages .....	45,145
Asian and Pacific Island languages .....	17,449
All other languages .....	5,117

### OFFICE OF ECONOMIC AND DEMOGRAPHIC RESEARCH, THE FLORIDA LEGISLATURE\*

County population .....	983,165
Number of children in the county population.....	282,849
Number of children in the county population younger than age 5 .....	67,632
Number of minority children in the county population younger than age 5 ...	21,171

### CHILD CARE FOOD PROGRAM

Number of participating child care centers and homes .....	2001	2003	2005
	140	150	165

### GOLD SEAL ACCREDITATION

Number of child care centers and homes meeting state accrediting standards .....	2001	2003	2005
	36	64	73

### DIRECTOR CREDENTIAL

Number of credentials awarded.....	2001	2003	2005
	13	271	84

### TITLE XXI CHILDREN'S MEDICAL SERVICES NETWORK

Number of enrolled children ( <i>birth to 18 years</i> ) with special health care needs from low-income families .....	2001	2003	2005
	244	417	460

### WIC

Infants ( <i>birth to less than 12 months</i> ) receiving nutritional services.....	2001	2003	2005
	7,221	8,094	8,502
Children ( <i>1 to 5 years</i> ) receiving nutritional services.....	11,520	12,838	13,690

### EARLY STEPS

Children ( <i>birth to 36 months</i> ) receiving early intervention infant/toddler services.....	2001	2003	2005
	1,718	2,109	1,864

### PRE-K DISABILITIES

Children ( <i>37 months to 5 years</i> ) receiving early intervention preschool age services.....	2001	2003	2005
	1,013	1,169	1,276

\*2003 estimates

## CLASSIFIED: URBAN

According to Census data, Orange County ranked 16<sup>th</sup> of the 500 largest public school districts in the United States (2000) and 38<sup>th</sup> of the 100 largest U.S. counties (2003). For the number of all persons living in poverty in the state, Orange County ranked 40<sup>th</sup> out of 67 counties with 12.1% of the county population living in such circumstances. For those younger than age 5 living in poverty, Orange County ranked 42<sup>nd</sup> in the state with 17.9% of all young children living in poverty (Census, 2000). Approximately 22% of the county population spoke a language other than English in their homes in 2000.


## T.E.A.C.H.

### Teacher Education And Compensation Helps

	2001	2003	2005
<b>Number of scholarships awarded</b>	26	41	125
<b>Number of scholarships by training institution</b>			
<i>21st Century</i>	0	0	0
<i>4C Orlando Education Department</i>	5	8	15
<i>Central Florida Institute of Training</i>	n/a	2	57
<i>ChildCare Education Institute</i>	n/a	n/a	18
<i>Council for Professional Recognition</i>	2	2	9
<i>Lake-Sumter Community College</i>	0	1	0
<i>Montessori Training (Maitland/Heritage)</i>	1	1	0
<i>Nova Southeastern University</i>	0	0	1
<i>Orlando Tech</i>	2	3	3
<i>Seminole Community College</i>	15	22	19
<i>Tallahassee Community College</i>	0	1	1
<i>Valencia Community College</i>	1	1	2
<b>Number of scholarships by recipient's affiliation</b>			
<i>Non-profit</i>	5	5	8
<i>For profit</i>	21	29	92
<i>Head Start</i>	0	0	0
<i>Public</i>	0	0	1
<i>Faith-based</i>	0	7	24

## FAMILY REQUESTS FOR SERVICES

	2001	2003	2005
Requests for Child Care Referrals .....	5,902	3,819	3,535
Requests for Other Information and/or Services .....	2,265	1,737	4,384
Full Time: (more than 30 hours a week) .....	7,156	4,176	4,644
Part Time: (30 hours or less a week) .....	793	205	268
Odd Hour Care: (includes evening, weekend and overnight care) .....	1,704	1,087	1,142
Infant Care: (6 weeks to 12 months) .....	1,488	713	913
1-year-olds: (12 months to 24 months) .....	1,144	599	723
2-year-olds: (24 months to 36 months) .....	1,097	590	667
3-year-olds: (36 months to 48 months) .....	934	584	625
4-year-olds: (48 months to 60 months) .....	516	493	505
5-year-olds: (not in Kindergarten) .....	516	174	236
School-age: (Kindergarten through elementary school) .....	2,134	1,267	1,346



## AFFORDABILITY\*

	2001	2003	2005
<b>CHILD CARE CENTERS</b>			
Birth-12 months .....	\$135	\$143	\$150
1-year-olds .....	\$115	\$125	\$130
2-year-olds .....	\$107	\$115	\$120
3-year-olds .....	\$100	\$106	\$115
4-year-olds .....	\$100	\$105	\$115
Elementary school-age .....	\$90	\$92	\$100
<b>LICENSED FAMILY CHILD CARE HOMES</b>			
Birth-12 months .....	\$120	\$120	\$125
1-year-olds .....	\$100	\$115	\$120
2-year-olds .....	\$100	\$100	\$100
3-year-olds .....	\$95	\$100	\$100
4-year-olds .....	\$95	\$95	\$100
Elementary school-age .....	\$85	\$90	\$90
<b>REGISTERED FAMILY CHILD CARE HOMES</b>			
Birth-12 months .....	\$110	\$110	\$120
1-year-olds .....	\$100	\$100	\$105
2-year-olds .....	\$95	\$100	\$100
3-year-olds .....	\$91	\$95	\$100
4-year-olds .....	\$90	\$90	\$100
Elementary school-age .....	\$85	\$85	\$85

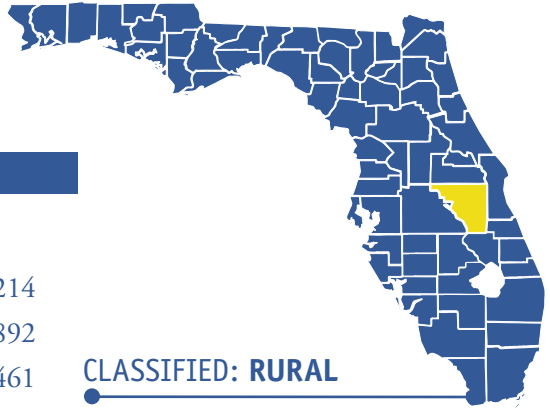
\*Cost of child care 75th percentile by age group full time per week

A family of four in Orange County with a gross income of \$38,700 (200% of Federal Poverty Level), would spend 34% of their income on child care for an infant and a 3-year-old in a child care center.

## AVAILABILITY

	2001		2003		2005	
	# of Programs	Capacity	# of Programs	Capacity	# of Programs	Capacity
<b>Licensed Programs (total)</b>	341	29,253	364	32,210	376	32,145
Secular Centers	218	21,565	220	23,069	227	22,773
Faith-Based Centers	62	6,421	68	6,774	66	6,940
School-Age Only	8	750	15	1,783	16	1,762
Family Child Care Homes (FCCH)	53	517	61	584	67	670
Large FCCH	0	0	0	0	0	0
<b>Exempt Programs (total)</b>	862	33,805	842	33,424	830	34,313
Secular Centers	13	1,773	20	3,272	20	2,438
Faith-Based Centers	30	4,353	31	4,128	29	3,924
School-Age Only	154	20,936	129	19,644	151	21,306
Registered FCCH	560	5,048	638	6,188	598	5,935
Pre-K Early Intervention Only	105	1,695	n/a	n/a	n/a	n/a
School-Based Pre-K	n/a	n/a	24	192	32	710
<b>Head Start Programs (total)</b>	76	1,436	24	1,488	22	1,528
Head Start	76	1,436	24	1,488	22	1,528
Early Head Start	0	0	n/a	n/a	n/a	n/a
<b>TOTAL</b>	1,279	64,494	1,230	67,122	1,239	67,986

# OSCEOLA



## COUNTY PROFILE

### UNITED STATES CENSUS BUREAU (2000)

Median household income .....	\$38,214
Family households with related children younger than age 18 .....	24,892
Family households with related children younger than age 5 .....	9,461
Family households below poverty level with related children younger than age 5 .....	1,442
Families below 150% Federal Poverty Level.....	8,201
Families below 185% Federal Poverty Level.....	11,646
Families below 185% Federal Poverty Level with related children younger than age 5 .....	3,869
Families with female householder ( <i>no husband present</i> ) .....	7,682
Families with female householder ( <i>no husband present</i> ) below poverty level with related children younger than age 5.....	664
Grandparents responsible for grandchild younger than age 18.....	2,086
Percentage of high school graduates and higher .....	79.1
Language spoken at home other than English	
Spanish .....	43,861
Indo-European languages .....	6,982
Asian and Pacific Island languages .....	1,946
All other languages .....	839

### OFFICE OF ECONOMIC AND DEMOGRAPHIC RESEARCH, THE FLORIDA LEGISLATURE\*

County population .....	210,438
Number of children in the county population.....	61,810
Number of children in the county population younger than age 5 .....	14,631
Number of minority children in the county population younger than age 5 ...	2,078

### CHILD CARE FOOD PROGRAM

	2001	2003	2005
Number of participating child care centers and homes .....	16	22	15

### GOLD SEAL ACCREDITATION

Number of child care centers and homes meeting state accrediting standards .....	3	20	20
--	---	----	----

### DIRECTOR CREDENTIAL

Number of credentials awarded.....	4	45	15
------------------------------------	---	----	----

### TITLE XXI CHILDREN'S MEDICAL SERVICES NETWORK

Number of enrolled children ( <i>birth to 18 years</i> ) with special health care needs from low-income families .....	37	115	134
--	----	-----	-----

### WIC

Infants ( <i>birth to less than 12 months</i> ) receiving nutritional services.....	1,825	2,230	2,487
Children ( <i>1 to 5 years</i> ) receiving nutritional services.....	3,890	4,267	4,534

### EARLY STEPS

Children ( <i>birth to 36 months</i> ) receiving early intervention infant/toddler services.....	284	294	344
--	-----	-----	-----

### PRE-K DISABILITIES

Children ( <i>37 months to 5 years</i> ) receiving early intervention preschool age services.....	190	316	317
---	-----	-----	-----

\*2003 estimates

## CLASSIFIED: RURAL

In 2000, Osceola County ranked in the top 20 fastest growing counties in the United States (18<sup>th</sup> of 100). In addition, the county ranked 169<sup>th</sup> of the 500 largest public school districts in the nation (Census, 2000). For the number of all persons living in poverty in Florida, the Osceola County ranked 45<sup>th</sup> of 67 counties (11.5%) and for those younger than age 5 living in poverty, the county ranked 52<sup>nd</sup> with 16.5% of all young children living in poverty (Census, 2000). Approximately 25% of reporting adults in Osceola County stated that they spoke a language other than English in their homes in 2000.

## T.E.A.C.H.

### Teacher Education And Compensation Helps

	2001	2003	2005
<b>Number of scholarships awarded</b>	4	11	35
<b>Number of scholarships by training institution</b>			
<i>4C Orlando Education Department</i>	3	4	1
<i>Central Florida Institute of Training</i>	n/a	4	25
<i>ChildCare Education Institute</i>	n/a	n/a	3
<i>Destiny Institute</i>	0	0	4
<i>Orlando Tech</i>	0	1	1
<i>Polk Community College</i>	0	1	1
<i>Seminole Community College</i>	1	0	0
<b>Number of scholarships by recipient's affiliation</b>			
<i>Non-profit</i>	1	0	6
<i>For profit</i>	3	5	17
<i>Head Start</i>	0	0	0
<i>Public</i>	0	0	0
<i>Faith-based</i>	0	6	12

## FAMILY REQUESTS FOR SERVICES

	2001	2003	2005
Requests for Child Care Referrals .....	912	892	961
Requests for Other Information and/or Services .....	346	239	620
Full Time: (more than 30 hours a week) .....	1,224	977	1,108
Part Time: (30 hours or less a week) .....	105	122	236
Odd Hour Care: (includes evening, weekend and overnight care) .....	525	349	400
Infant Care: (6 weeks to 12 months) .....	179	119	203
1-year-olds: (12 months to 24 months) .....	198	150	148
2-year-olds: (24 months to 36 months) .....	211	166	203
3-year-olds: (36 months to 48 months) .....	184	171	198
4-year-olds: (48 months to 60 months) .....	98	112	164
5-year-olds: (not in Kindergarten) .....	98	45	83
School-age: (Kindergarten through elementary school) .....	358	345	391



## AFFORDABILITY\*

	2001	2003	2005
<b>CHILD CARE CENTERS</b>			
Birth-12 months .....	\$115	\$120	\$125
1-year-olds .....	\$100	\$105	\$112
2-year-olds .....	\$95	\$100	\$105
3-year-olds .....	\$90	\$95	\$100
4-year-olds .....	\$90	\$90	\$96
Elementary school-age .....	\$89	\$85	\$95
<b>LICENSED FAMILY CHILD CARE HOMES</b>			
Birth-12 months .....	\$125	\$125	\$125
1-year-olds .....	\$100	\$100	\$110
2-year-olds .....	\$100	\$100	\$110
3-year-olds .....	\$100	\$100	\$110
4-year-olds .....	\$95	\$100	\$100
Elementary school-age .....	n/a	\$85	\$100
<b>REGISTERED FAMILY CHILD CARE HOMES</b>			
Birth-12 months .....	\$105	\$110	\$120
1-year-olds .....	\$95	\$100	\$100
2-year-olds .....	\$95	\$95	\$100
3-year-olds .....	\$90	\$95	\$100
4-year-olds .....	\$85	\$90	\$90
Elementary school-age .....	\$75	\$85	\$85

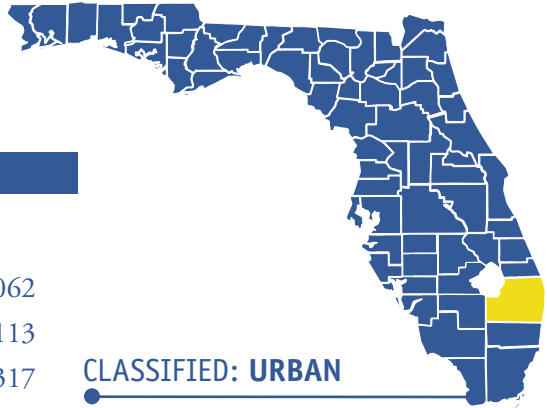
\*Cost of child care 75th percentile by age group full time per week

A family of four in Osceola County with a gross income of \$38,700 (200% of Federal Poverty Level), would spend 28% of their income on child care for an infant and a 3-year-old in a child care center.

## AVAILABILITY

	2001		2003		2005	
	# of Programs	Capacity	# of Programs	Capacity	# of Programs	Capacity
<b>Licensed Programs (total)</b>	43	3,760	49	3,799	42	3,827
Secular Centers	33	3,247	28	3,020	26	3,127
Faith-Based Centers	3	443	5	557	6	600
School-Age Only	0	0	1	72	0	0
Family Child Care Homes (FCCH)	7	70	15	150	10	100
Large FCCH	0	0	0	0	0	0
<b>Exempt Programs (total)</b>	129	4,190	158	5,705	152	6,022
Secular Centers	0	0	2	94	4	483
Faith-Based Centers	6	740	10	1,922	10	1,853
School-Age Only	25	2,340	19	2,273	20	2,348
Registered FCCH	79	764	113	1,108	104	1,030
Pre-K Early Intervention Only	19	346	n/a	n/a	n/a	n/a
School-Based Pre-K	n/a	n/a	14	308	14	308
<b>Head Start Programs (total)</b>	9	175	6	269	1	165
Head Start	9	175	6	269	1	165
Early Head Start	0	0	n/a	n/a	n/a	n/a
<b>TOTAL</b>	181	8,125	213	9,773	195	10,014

# PALM BEACH



## COUNTY PROFILE

### UNITED STATES CENSUS BUREAU (2000)

Median household income .....	\$45,062
Family households with related children younger than age 18 .....	130,113
Family households with related children younger than age 5 .....	50,317
Family households below poverty level with related children younger than age 5 .....	7,222
Families below 150% Federal Poverty Level.....	38,873
Families below 185% Federal Poverty Level.....	53,472
Families below 185% Federal Poverty Level with related children younger than age 5 .....	16,279
Families with female householder ( <i>no husband present</i> ) .....	45,091
Families with female householder ( <i>no husband present</i> ) below poverty level with related children younger than age 5.....	3,949
Grandparents responsible for grandchild younger than age 18.....	7,761
Percentage of high school graduates and higher .....	83.6
Language spoken at home other than English	
Spanish .....	127,084
Indo-European languages .....	85,054
Asian and Pacific Island languages .....	9,962
All other languages .....	10,091

### OFFICE OF ECONOMIC AND DEMOGRAPHIC RESEARCH, THE FLORIDA LEGISLATURE\*

County population .....	1,211,448
Number of children in the county population.....	283,328
Number of children in the county population younger than age 5 .....	68,407
Number of minority children in the county population younger than age 5 ...	19,993

### CHILD CARE FOOD PROGRAM

Number of participating child care centers and homes .....	283	248	232
--	-----	-----	-----

### GOLD SEAL ACCREDITATION

Number of child care centers and homes meeting state accrediting standards .....	96	204	212
--	----	-----	-----

### DIRECTOR CREDENTIAL

Number of credentials awarded.....	55	306	81
------------------------------------	----	-----	----

### TITLE XXI CHILDREN'S MEDICAL SERVICES NETWORK

Number of enrolled children ( <i>birth to 18 years</i> ) with special health care needs from low-income families .....	264	458	427
--	-----	-----	-----

### WIC

Infants ( <i>birth to less than 12 months</i> ) receiving nutritional services.....	6,284	7,562	7,208
Children ( <i>1 to 5 years</i> ) receiving nutritional services.....	9,608	11,205	11,401

### EARLY STEPS

Children ( <i>birth to 36 months</i> ) receiving early intervention infant/toddler services.....	1,825	2,148	2,201
--	-------	-------	-------

### PRE-K DISABILITIES

Children ( <i>37 months to 5 years</i> ) receiving early intervention preschool age services.....	1,431	1,696	1,662
---	-------	-------	-------

\*2003 estimates

## CLASSIFIED: URBAN

Nationally, Palm Beach County ranked 30<sup>th</sup> of the 100 largest counties and 15<sup>th</sup> of the 500 largest public school districts in the nation (Census, 2000; 2003). For the number of all persons living in poverty in Florida, Palm Beach County ranked 53<sup>rd</sup> out of 67 counties (9.9%) and for those younger than age 5 living in poverty, Palm Beach County ranked 54<sup>th</sup> in the state with 15.8% of all young children living in poverty (Census, 2000). Among the largest counties in the state (i.e., population), families made nearly 5,000 calls to the local Child Care Resource and Referral (CCR&R) agency in 2005 for child care referrals.

## T.E.A.C.H.

### Teacher Education And Compensation Helps

	2001	2003	2005
<b>Number of scholarships awarded</b>	140	109	82

### Number of scholarships by training institution

<i>Apostolic "Wee Care" Assistance Association</i>	1	5	3
<i>Broward C.C.</i>	0	1	0
<i>ChildCare Edu. Inst.</i>	<i>n/a</i>	<i>n/a</i>	2
<i>Council for Professional Recognition</i>	1	0	4
<i>Edison C.C.</i>	0	1	0
<i>Family Central</i>	1	0	0
<i>Fl. Atlantic University</i>	0	0	0
<i>Florida League of Christian Schools</i>	<i>n/a</i>	0	1
<i>Indian River C.C.</i>	4	0	0
<i>Nat'l Child Care Assoc.</i>	2	0	0
<i>Nova S.E. University</i>	0	0	1
<i>Palm Bch. Atl. College</i>	22	1	0
<i>Palm Beach C.C.</i>	109	99	71
<i>South Fl. Montessori Education Center</i>	0	1	0
<i>Teacher on Reach Training Program</i>	0	1	0

### Number of scholarships by recipient's affiliation

<i>Non-profit</i>	36	25	18
<i>For profit</i>	38	31	33
<i>Head Start</i>	63	49	26
<i>Public</i>	1	2	2
<i>Faith-based</i>	2	2	3

### Local Contributors to T.E.A.C.H. Program

*The Early Learning Coalition has contributed funding to provide for additional scholarships in this county.*



## FAMILY REQUESTS FOR SERVICES

	2001	2003	2005
Requests for Child Care Referrals .....	5,985	7,759	4,979
Requests for Other Information and/or Services .....	12,523	2,106	765
Full Time: (more than 30 hours a week) .....	2,209	873	1,920
Part Time: (30 hours or less a week) .....	193	95	84
Odd Hour Care: (includes evening, weekend and overnight care) .....	174	43	81
Infant Care: (6 weeks to 12 months) .....	1,571	963	824
1-year-olds: (12 months to 24 months) .....	1,286	796	673
2-year-olds: (24 months to 36 months) .....	1,075	710	564
3-year-olds: (36 months to 48 months) .....	927	589	634
4-year-olds: (48 months to 60 months) .....	659	437	629
5-year-olds: (not in Kindergarten) .....	659	167	216
School-age: (Kindergarten through elementary school) .....	2,404	841	1,101



## AFFORDABILITY\*

CHILD CARE CENTERS	2001	2003	2005
Birth-12 months .....	\$150	\$155	\$170
1-year-olds .....	\$138	\$150	\$155
2-year-olds .....	\$127	\$135	\$140
3-year-olds .....	\$125	\$130	\$135
4-year-olds .....	\$120	\$127	\$133
Elementary school-age .....	\$125	\$125	\$130
LICENSED FAMILY CHILD CARE HOMES	2001	2003	2005
Birth-12 months .....	\$125	\$140	\$144
1-year-olds .....	\$125	\$135	\$138
2-year-olds .....	\$125	\$134	\$138
3-year-olds .....	\$125	\$134	\$138
4-year-olds .....	\$122	\$125	\$130
Elementary school-age .....	\$100	\$104	\$107

### REGISTERED FAMILY CHILD CARE HOMES

Family child care homes in this county must be licensed.

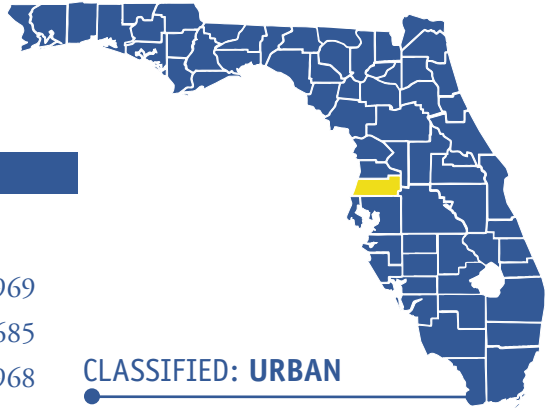
\*Cost of child care 75th percentile by age group full time per week

**A family of four in Palm Beach County with a gross income of \$38,700 (200% of Federal Poverty Level), would spend 39% of their income on child care for an infant and a 3-year-old in a child care center.**

## AVAILABILITY

	2001		2003		2005	
	# of Programs	Capacity	# of Programs	Capacity	# of Programs	Capacity
Licensed Programs (total)	737	37,443	1,035	23,020	710	35,138
Secular Centers	261	24,477	312	3,006	259	23,369
Faith-Based Centers	99	8,936	98	8,748	79	7,799
School-Age Only	23	2,300	241	9,140	24	2,300
Family Child Care Homes (FCCH)	354	1,730	384	2,126	348	1,670
Large FCCH	0	0	0	0	0	0
Exempt Programs (total)	229	25,448	500	3,128	273	27,746
Secular Centers	6	124	253	647	36	2,364
Faith-Based Centers	1	24	11	1,795	30	1,582
School-Age Only	181	24,398	208	0	177	22,906
Registered FCCH	0	0	0	0	0	0
Pre-K Early Intervention Only	41	902	n/a	n/a	n/a	n/a
School-Based Pre-K	n/a	n/a	28	686	30	894
Head Start Programs (total)	116	2,051	n/a	n/a	34	2,224
Head Start	103	1,871	n/a	n/a	27	2,044
Early Head Start	13	180	n/a	n/a	7	180
TOTAL	1,082	64,942	1,535	26,148	1,017	65,108

# PASCO



## COUNTY PROFILE

### UNITED STATES CENSUS BUREAU (2000)

Median household income .....	\$32,969
Family households with related children younger than age 18 .....	37,685
Family households with related children younger than age 5 .....	13,968
Family households below poverty level with related children younger than age 5 .....	2,285
Families below 150% Federal Poverty Level.....	15,176
Families below 185% Federal Poverty Level.....	21,828
Families below 185% Federal Poverty Level with related children younger than age 5 .....	5,258
Families with female householder ( <i>no husband present</i> ) .....	12,536
Families with female householder ( <i>no husband present</i> ) below poverty level with related children younger than age 5.....	1,181
Grandparents responsible for grandchild younger than age 18.....	2,556
Percentage of high school graduates and higher .....	77.6
Language spoken at home other than English	
Spanish .....	15,411
Indo-European languages .....	14,579
Asian and Pacific Island languages .....	2,170
All other languages .....	1,430

### OFFICE OF ECONOMIC AND DEMOGRAPHIC RESEARCH, THE FLORIDA LEGISLATURE\*

County population .....	375,318
Number of children in the county population.....	83,267
Number of children in the county population younger than age 5 .....	20,182
Number of minority children in the county population younger than age 5 ...	1,297

### CHILD CARE FOOD PROGRAM

	2001	2003	2005
Number of participating child care centers and homes .....	113	108	101

### GOLD SEAL ACCREDITATION

Number of child care centers and homes meeting state accrediting standards .....	12	43	44
--	----	----	----

### DIRECTOR CREDENTIAL

Number of credentials awarded.....	16	86	29
------------------------------------	----	----	----

### TITLE XXI CHILDREN'S MEDICAL SERVICES NETWORK

Number of enrolled children ( <i>birth to 18 years</i> ) with special health care needs from low-income families .....	138	212	255
--	-----	-----	-----

### WIC

Infants ( <i>birth to less than 12 months</i> ) receiving nutritional services.....	2,353	2,518	2,672
Children ( <i>1 to 5 years</i> ) receiving nutritional services.....	4,856	5,380	5,168

### EARLY STEPS

Children ( <i>birth to 36 months</i> ) receiving early intervention infant/toddler services.....	567	685	751
--	-----	-----	-----

### PRE-K DISABILITIES

Children ( <i>37 months to 5 years</i> ) receiving early intervention preschool age services.....	454	564	621
---	-----	-----	-----

\*2003 estimates

## CLASSIFIED: URBAN

According to 2000 Census data, Pasco County ranked 92<sup>nd</sup> of the 500 largest public school districts in the United States and 83<sup>rd</sup> of the 100 fastest growing counties in the nation (2003). For the number of all persons living in poverty in the state, Pasco County ranked 47<sup>th</sup> out of 67 counties (10.7%) and for those younger than age 5 living in poverty, the county ranked 51<sup>st</sup> with 16.5% of all young children living in poverty (Census, 2000). There were approximately 12,500 families in the county headed by a single mother without a husband present in 2000 and nearly 1,200 of these households included children younger than age 5.

## T.E.A.C.H.

### Teacher Education And Compensation Helps

	2001	2003	2005
<b>Number of scholarships awarded</b>	32	19	31

### Number of scholarships by training institution

<i>Brewster Tech. Center</i>	2	0	0
<i>Central Florida Institute of Training</i>	<i>n/a</i>	1	8
<i>ChildCare Education Institute</i>	<i>n/a</i>	<i>n/a</i>	2
<i>Childhood Development Services, Inc.</i>	0	0	1
<i>Council for Professional Recognition</i>	2	1	1
<i>Educ. Achievement Ctr.</i>	2	0	0
<i>Hillsborough C.C.</i>	0	4	4
<i>Leary Vo-tech School</i>	0	2	4
<i>Marchman Tech. Ed. Center</i>	7	9	5
<i>Moore-Mickens Education Center</i>	2	0	0
<i>Nova S.E. University</i>	4	0	0
<i>Pasco-Hernando C.C.</i>	9	1	4
<i>Pinellas Tech. Ed. Ctr.</i>	3	1	1
<i>St. Petersburg College</i>	1	0	1

### Number of scholarships by recipient's affiliation


<i>Non-profit</i>	2	1	2
<i>For profit</i>	19	12	21
<i>Head Start</i>	8	5	3
<i>Public</i>	1	0	1
<i>Faith-based</i>	2	1	4

### Local Contributors to T.E.A.C.H. Program

*The Early Learning Coalition has contributed funding to provide for additional scholarships in this county.*

## FAMILY REQUESTS FOR SERVICES

	2001	2003	2005
Requests for Child Care Referrals .....	2,233	2,334	2,030
Requests for Other Information and/or Services .....	136	270	109
Full Time: (more than 30 hours a week) .....	1,887	2,080	2,604
Part Time: (30 hours or less a week) .....	179	103	122
Odd Hour Care: (includes evening, weekend and overnight care) .....	238	556	726
Infant Care: (6 weeks to 12 months) .....	466	436	444
1-year-olds: (12 months to 24 months) .....	377	405	318
2-year-olds: (24 months to 36 months) .....	349	428	378
3-year-olds: (36 months to 48 months) .....	332	348	325
4-year-olds: (48 months to 60 months) .....	256	347	284
5-year-olds: (not in Kindergarten) .....	257	231	205
School-age: (Kindergarten through elementary school) .....	836	937	788



## AFFORDABILITY\*

	2001	2003	2005
<b>CHILD CARE CENTERS</b>			
Birth-12 months .....	\$135	\$136	\$150
1-year-olds .....	\$115	\$120	\$120
2-year-olds .....	\$100	\$100	\$110
3-year-olds .....	\$94	\$95	\$100
4-year-olds .....	\$93	\$95	\$100
Elementary school-age .....	\$82	\$85	\$85
<b>LICENSED FAMILY CHILD CARE HOMES</b>			
Birth-12 months .....	\$120	\$125	\$125
1-year-olds .....	\$100	\$110	\$120
2-year-olds .....	\$100	\$100	\$110
3-year-olds .....	\$95	\$100	\$110
4-year-olds .....	\$95	\$100	\$100
Elementary school-age .....	\$90	\$93	\$100
<b>REGISTERED FAMILY CHILD CARE HOMES</b>			
Birth-12 months .....	\$100	\$100	\$125
1-year-olds .....	\$95	\$100	\$115
2-year-olds .....	\$90	\$95	\$100
3-year-olds .....	\$90	\$90	\$100
4-year-olds .....	\$85	\$85	\$100
Elementary school-age .....	\$75	\$85	\$95

\*Cost of child care 75th percentile by age group full time per week

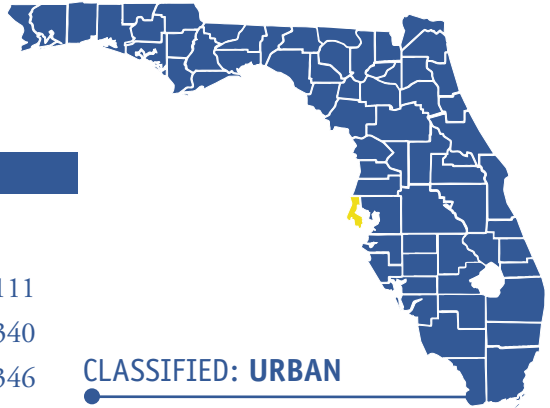
A family of four in Pasco County with a gross income of \$38,700 (200% of Federal Poverty Level), would spend 32% of their income on child care for an infant and a 3-year-old in a child care center.

## AVAILABILITY

	2001		2003		2005	
	# of Programs	Capacity	# of Programs	Capacity	# of Programs	Capacity
<b>Licensed Programs (total)</b>	221	8,347	233	9,552	233	9,524
Secular Centers	91	6,986	86	7,147	92	7,349
Faith-Based Centers	0	0	8	640	8	663
School-Age Only	2	119	4	475	2	350
Family Child Care Homes (FCCH)	128	1,242	134	1,278	127	1,114
Large FCCH	0	0	1	12	4	48
<b>Exempt Programs (total)</b>	142	6,490	130	6,589	146	6,479
Secular Centers	18	1,433	20	1,518	20	1,518
Faith-Based Centers	7	600	11	883	8	751
School-Age Only	33	3,457	34	3,540	32	3,452
Registered FCCH	63	580	48	450	69	560
Pre-K Early Intervention Only	21	420	n/a	n/a	n/a	n/a
School-Based Pre-K	n/a	n/a	17	198	17	198
<b>Head Start Programs (total)</b>	30	603	21	420	32	717
Head Start	30	603	21	420	28	637
Early Head Start	0	0	n/a	n/a	4	80
<b>TOTAL</b>	393	15,440	384	16,561	411	16,720



# PINELLAS



## COUNTY PROFILE

### UNITED STATES CENSUS BUREAU (2000)

Median household income .....	\$37,111
Family households with related children younger than age 18 .....	100,340
Family households with related children younger than age 5 .....	36,346
Family households below poverty level with related children younger than age 5 .....	5,266
Families below 150% Federal Poverty Level.....	31,579
Families below 185% Federal Poverty Level.....	44,457
Families below 185% Federal Poverty Level with related children younger than age 5 .....	12,037
Families with female householder ( <i>no husband present</i> ) .....	42,761
Families with female householder ( <i>no husband present</i> ) below poverty level with related children younger than age 5.....	3,421
Grandparents responsible for grandchild younger than age 18.....	5,729
Percentage of high school graduates and higher .....	84.0
Language spoken at home other than English	
Spanish .....	39,287
Indo-European languages .....	47,550
Asian and Pacific Island languages .....	13,570
All other languages .....	4,455

### OFFICE OF ECONOMIC AND DEMOGRAPHIC RESEARCH, THE FLORIDA LEGISLATURE\*

County population .....	939,864
Number of children in the county population.....	198,139
Number of children in the county population younger than age 5 .....	46,072
Number of minority children in the county population younger than age 5 ...	9,947

### CHILD CARE FOOD PROGRAM

	2001	2003	2005
Number of participating child care centers and homes .....	723	622	568

### GOLD SEAL ACCREDITATION

Number of child care centers and homes meeting state accrediting standards .....	63	148	156
--	----	-----	-----

### DIRECTOR CREDENTIAL

Number of credentials awarded.....	46	275	72
------------------------------------	----	-----	----

### TITLE XXI CHILDREN'S MEDICAL SERVICES NETWORK

Number of enrolled children ( <i>birth to 18 years</i> ) with special health care needs from low-income families .....	304	428	485
--	-----	-----	-----

### WIC

Infants ( <i>birth to less than 12 months</i> ) receiving nutritional services.....	4,403	4,042	4,303
Children ( <i>1 to 5 years</i> ) receiving nutritional services.....	6,987	7,045	7,581

### EARLY STEPS

Children ( <i>birth to 36 months</i> ) receiving early intervention infant/toddler services.....	1,692	1,750	1,844
--	-------	-------	-------

### PRE-K DISABILITIES

Children ( <i>37 months to 5 years</i> ) receiving early intervention preschool age services.....	885	1,104	1,014
---	-----	-------	-------

\*2003 estimates

## CLASSIFIED: URBAN

According to Census data, Pinellas County ranked 22<sup>nd</sup> of the 500 largest public school districts in the United States and 42<sup>nd</sup> of the 100 largest counties in the country (2000; 2003). For the number of all persons living in poverty in the state, Pinellas County ranked 52<sup>nd</sup> out of 67 counties (10%) and for those younger than age 5 living in poverty, Pinellas County ranked 57<sup>th</sup> with 15.7% of all young children living in poverty (Census, 2000). Families living in Pinellas County in 2005 made 9,802 calls to the local Child Care Resource and Referral (CCR&R) agency requesting information about full time child care, which involves 30 or more hours per week of care.

## T.E.A.C.H.

### Teacher Education And Compensation Helps

	2001	2003	2005
<b>Number of scholarships awarded</b>	81	57	98
<b>Number of scholarships by training institution</b>			
<i>Central Florida Institute of Training</i>	<i>n/a</i>	0	2
<i>ChildCare Education Institute</i>	<i>n/a</i>	<i>n/a</i>	5
<i>Council for Professional Recognition</i>	2	0	2
<i>Leary Vocational Technical School</i>	1	0	0
<i>Nova Southeastern University</i>	1	1	2
<i>Pinellas Tech. Ed. Center</i>	39	10	29
<i>St. Petersburg Junior College</i>	38	45	56
<i>University of South Florida</i>	0	1	2
<b>Number of scholarships by recipient's affiliation</b>			
<i>Non-profit</i>	21	0	26
<i>For profit</i>	49	32	55
<i>Head Start</i>	0	0	1
<i>Public</i>	3	0	2
<i>Faith-based</i>	8	5	14

## FAMILY REQUESTS FOR SERVICES

	2001	2003	2005
Requests for Child Care Referrals .....	10,941	9,402	8,849
Requests for Other Information and/or Services .....	4,641	5,181	4,874
Full Time: (more than 30 hours a week) .....	7,599	8,628	9,802
Part Time: (30 hours or less a week) .....	1,015	493	505
Odd Hour Care: (includes evening, weekend and overnight care) .....	780	782	681
Infant Care: (6 weeks to 12 months) .....	2,779	2,115	2,104
1-year-olds: (12 months to 24 months) .....	2,024	1,678	1,607
2-year-olds: (24 months to 36 months) .....	1,477	1,404	1,239
3-year-olds: (36 months to 48 months) .....	1,179	1,243	1,171
4-year-olds: (48 months to 60 months) .....	813	1,109	1,021
5-year-olds: (not in Kindergarten) .....	814	673	640
School-age: (Kindergarten through elementary school) .....	2,869	2,898	2,770



## AFFORDABILITY\*

CHILD CARE CENTERS	2001	2003	2005
Birth-12 months .....	\$170	\$170	\$204
1-year-olds .....	\$140	\$150	\$160
2-year-olds .....	\$105	\$110	\$125
3-year-olds .....	\$100	\$105	\$115
4-year-olds .....	\$100	\$105	\$115
Elementary school-age .....	\$90	\$92	\$100
LICENSED FAMILY CHILD CARE HOMES	2001	2003	2005
Birth-12 months .....	\$125	\$135	\$145
1-year-olds .....	\$125	\$130	\$140
2-year-olds .....	\$125	\$125	\$135
3-year-olds .....	\$125	\$125	\$135
4-year-olds .....	\$125	\$125	\$135
Elementary school-age .....	\$110	\$115	\$125

### REGISTERED FAMILY CHILD CARE HOMES

Family child care homes in this county must be licensed.

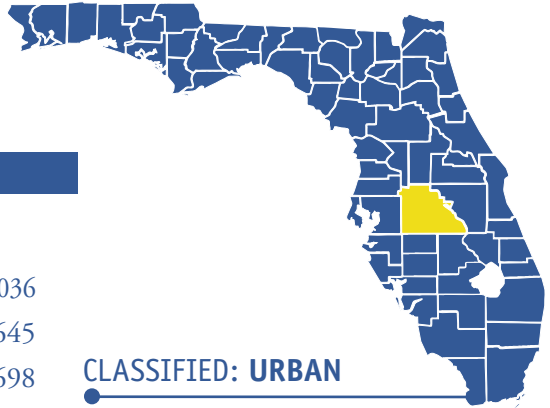
\*Cost of child care 75th percentile by age group full time per week

**A family of four in Pinellas County with a gross income of \$38,700 (200% of Federal Poverty Level), would spend 40% of their income on child care for an infant and a 3-year-old in a child care center.**

## AVAILABILITY

	2001		2003		2005	
	# of Programs	Capacity	# of Programs	Capacity	# of Programs	Capacity
Licensed Programs (total)	1,428	48,204	1,257	40,003	1,218	40,179
Secular Centers	293	23,036	173	13,971	176	13,741
Faith-Based Centers	94	6,946	87	6,766	90	7,068
School-Age Only	107	13,555	108	14,799	108	15,043
Family Child Care Homes (FCCH)	933	4,655	875	4,299	823	4,075
Large FCCH	1	12	14	168	21	252
Exempt Programs (total)	64	1,857	19	1,758	19	1,875
Secular Centers	0	0	4	106	5	126
Faith-Based Centers	15	891	7	517	6	482
School-Age Only	0	0	8	1,135	8	1,267
Registered FCCH	0	0	0	0	0	0
Pre-K Early Intervention Only	49	966	n/a	n/a	n/a	n/a
School-Based Pre-K	n/a	n/a	0	0	0	0
Head Start Programs (total)	88	1,546	18	1,614	18	1,609
Head Start	88	1,546	18	1,614	17	1,577
Early Head Start	0	0	n/a	n/a	1	32
TOTAL	1,580	51,607	1,294	43,375	1,255	43,663

# POLK



## COUNTY PROFILE

### UNITED STATES CENSUS BUREAU (2000)

Median household income .....	\$36,036
Family households with related children younger than age 18 .....	60,645
Family households with related children younger than age 5 .....	23,698
Family households below poverty level with related children younger than age 5 .....	4,698
Families below 150% Federal Poverty Level.....	22,850
Families below 185% Federal Poverty Level.....	31,611
Families below 185% Federal Poverty Level with related children younger than age 5 .....	10,118
Families with female householder ( <i>no husband present</i> ) .....	21,641
Families with female householder ( <i>no husband present</i> ) below poverty level with related children younger than age 5.....	2,814
Grandparents responsible for grandchild younger than age 18.....	6,077
Percentage of high school graduates and higher .....	74.8
Language spoken at home other than English	
Spanish .....	40,178
Indo-European languages .....	10,168
Asian and Pacific Island languages .....	3,725
All other languages .....	777

### OFFICE OF ECONOMIC AND DEMOGRAPHIC RESEARCH, THE FLORIDA LEGISLATURE\*

County population .....	511,929
Number of children in the county population.....	136,640
Number of children in the county population younger than age 5 .....	33,318
Number of minority children in the county population younger than age 5 ...	7,353

### CHILD CARE FOOD PROGRAM

Number of participating child care centers and homes .....	213	220	245
--	-----	-----	-----

### GOLD SEAL ACCREDITATION

Number of child care centers and homes meeting state accrediting standards .....	17	50	49
--	----	----	----

### DIRECTOR CREDENTIAL

Number of credentials awarded.....	27	179	47
------------------------------------	----	-----	----

### TITLE XXI CHILDREN'S MEDICAL SERVICES NETWORK

Number of enrolled children ( <i>birth to 18 years</i> ) with special health care needs from low-income families .....	172	283	232
--	-----	-----	-----

### WIC

Infants ( <i>birth to less than 12 months</i> ) receiving nutritional services.....	4,709	5,238	5,306
Children ( <i>1 to 5 years</i> ) receiving nutritional services.....	9,448	10,376	10,301

### EARLY STEPS

Children ( <i>birth to 36 months</i> ) receiving early intervention infant/toddler services.....	993	1,202	1,159
--	-----	-------	-------

### PRE-K DISABILITIES

Children ( <i>37 months to 5 years</i> ) receiving early intervention preschool age services.....	349	411	401
---	-----	-----	-----

\*2003 estimates

## CLASSIFIED: URBAN

According to Census data (2000), Polk County ranked 37<sup>th</sup> of the 500 largest public school districts in the United States. For the number of all persons living in poverty in the state, Polk County ranked 38<sup>th</sup> out of 67 counties (12.9%) and for those younger than age 5 living in poverty, the county ranked 29<sup>th</sup> with 21.3% of all young children living in poverty (Census, 2000). Polk County has among the highest number of T.E.A.C.H. Early Childhood® Scholarship recipients in the state. There were 200 recipients in 2001 and 277 active recipients in 2005.

## T.E.A.C.H. Teacher Education And Compensation Helps

	2001	2003	2005
<b>Number of scholarships awarded</b>	200	260	277

### Number of scholarships by training institution

<i>4C Orlando Education Department</i>	1	0	0
<i>BrewsterTech. Center</i>	0	0	0
<i>Central Florida Institute of Training</i>	<i>n/a</i>	4	13
<i>ChildCare Education Institute</i>	<i>n/a</i>	<i>n/a</i>	4
<i>Council for Professional Recognition</i>	1	0	0
<i>Early Childhood Resources</i>	15	8	4
<i>Hillsborough C.C.</i>	1	1	1
<i>Lake-Sumter C.C.</i>	0	1	0
<i>Nova Southeastern University</i>	1	0	0
<i>Polk C.C.</i>	177	233	228
<i>Pinellas Tech. Ed. Center</i>	4	4	5
<i>South Florida Community College</i>	0	9	22

### Number of scholarships by recipient's affiliation

<i>Non-profit</i>	33	41	42
<i>For profit</i>	37	49	79
<i>Head Start</i>	71	96	79
<i>Public</i>	48	48	40
<i>Faith-based</i>	11	25	37

### Local Contributors to T.E.A.C.H. Program

*The Early Learning Coalition has contributed funding to provide for additional scholarships in this county.*

## FAMILY REQUESTS FOR SERVICES

	2001	2003	2005
Requests for Child Care Referrals .....	2,020	2,252	2,331
Requests for Other Information and/or Services .....	12,737	594	10
Full Time: (more than 30 hours a week) .....	2,090	2,038	2,245
Part Time: (30 hours or less a week) .....	122	45	49
Odd Hour Care: (includes evening, weekend and overnight care) .....	186	344	492
Infant Care: (6 weeks to 12 months) .....	569	491	480
1-year-olds: (12 months to 24 months) .....	448	453	524
2-year-olds: (24 months to 36 months) .....	399	442	482
3-year-olds: (36 months to 48 months) .....	350	365	460
4-year-olds: (48 months to 60 months) .....	236	329	417
5-year-olds: (not in Kindergarten) .....	237	274	296
School-age: (Kindergarten through elementary school) .....	652	1,017	1,022



## AFFORDABILITY\*

	2001	2003	2005
<b>CHILD CARE CENTERS</b>			
Birth-12 months .....	\$105	\$110	\$120
1-year-olds .....	\$92	\$95	\$100
2-year-olds .....	\$85	\$90	\$95
3-year-olds .....	\$80	\$85	\$90
4-year-olds .....	\$80	\$85	\$90
Elementary school-age .....	\$75	\$75	\$80
<b>LICENSED FAMILY CHILD CARE HOMES</b>			
Birth-12 months .....	\$110	\$125	\$125
1-year-olds .....	\$100	\$110	\$110
2-year-olds .....	\$95	\$100	\$100
3-year-olds .....	\$90	\$96	\$100
4-year-olds .....	\$85	\$95	\$100
Elementary school-age .....	\$80	\$85	\$85
<b>REGISTERED FAMILY CHILD CARE HOMES</b>			
Birth-12 months .....	\$85	n/a	**
1-year-olds .....	\$85	n/a	**
2-year-olds .....	\$85	n/a	**
3-year-olds .....	\$80	n/a	**
4-year-olds .....	\$75	n/a	**
Elementary school-age .....	\$75	n/a	**

\*Cost of child care 75th percentile by age group full time per week

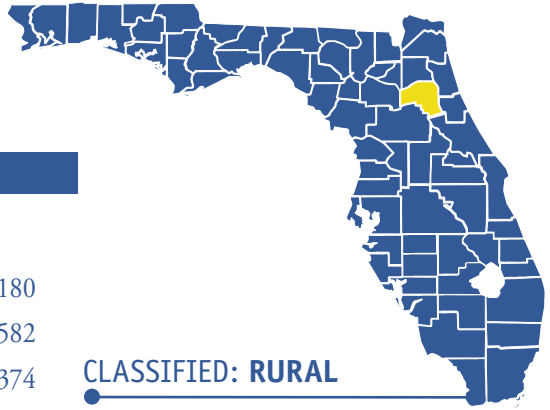
\*\*Family child care homes in this county must be licensed.

**A family of four in Polk County with a gross income of \$38,700 (200% of Federal Poverty Level), would spend 27% of their income on child care for an infant and a 3-year-old in a child care center.**

## AVAILABILITY

	2001		2003		2005	
	# of Programs	Capacity	# of Programs	Capacity	# of Programs	Capacity
<b>Licensed Programs (total)</b>	424	15,653	407	14,495	439	14,291
Secular Centers	185	12,155	126	8,015	128	7,683
Faith-Based Centers	0	0	31	2,784	29	2,782
School-Age Only	45	2,054	41	1,988	38	2,184
Family Child Care Homes (FCCH)	189	1,394	204	1,648	236	1,546
Large FCCH	5	50	5	60	8	96
<b>Exempt Programs (total)</b>	189	4,632	82	4,352	98	4,461
Secular Centers	0	0	13	972	27	1,035
Faith-Based Centers	36	2,889	30	2,484	32	2,496
School-Age Only	7	500	1	50	1	50
Registered FCCH	115	623	0	0	0	0
Pre-K Early Intervention Only	31	620	n/a	n/a	n/a	n/a
School-Based Pre-K	n/a	n/a	38	846	38	880
<b>Head Start Programs (total)</b>	44	942	19	954	19	898
Head Start	44	942	19	954	19	898
Early Head Start	0	0	n/a	n/a	n/a	n/a
<b>TOTAL</b>	657	21,227	508	19,801	556	19,650

# PUTNAM



**CLASSIFIED: RURAL**

Residents of Putnam County earned \$10,639 less per year in household income when compared to the stated median household income of \$38,819 in 2000. For the number of all persons living in poverty in the state, Putnam County ranked a high 7<sup>th</sup> of 67 counties with 20.9% of the county population. For those younger than age 5 living in poverty, Putnam County again ranked a high 5<sup>th</sup> with 34.5% of all young children living in poverty (Census, 2000). In addition, there were 6,519 families in the county living at or below 185% of the Federal Poverty Level in 2000, with nearly 2,000 of these families having young children in the households (Census, 2000).

## T.E.A.C.H. Teacher Education And Compensation Helps

	2001	2003	2005
<b>Number of scholarships awarded</b>	21	14	10
<b>Number of scholarships by training institution</b>			
<i>Central Florida Institute of Training</i>	<i>n/a</i>	0	1
<i>Child Care Resources, Inc.</i>	0	0	2
<i>Childhood Devel. Services, Inc.</i>	0	0	0
<i>Daytona Beach Community College</i>	0	1	0
<i>First Coast Technical Institute</i>	2	0	0
<i>Santa Fe Community College</i>	1	0	1
<i>St. Johns River Community College</i>	18	13	6
<b>Number of scholarships by recipient's affiliation</b>			
<i>Non-profit</i>	0	1	0
<i>For profit</i>	5	0	5
<i>Head Start</i>	15	11	5
<i>Public</i>	0	0	0
<i>Faith-based</i>	1	2	0

## COUNTY PROFILE

### UNITED STATES CENSUS BUREAU (2000)

Median household income .....	\$28,180
Family households with related children younger than age 18 .....	8,582
Family households with related children younger than age 5 .....	3,374
Family households below poverty level with related children younger than age 5 .....	1,081
Families below 150% Federal Poverty Level.....	5,055
Families below 185% Federal Poverty Level.....	6,519
Families below 185% Federal Poverty Level with related children younger than age 5 .....	1,793
Families with female householder ( <i>no husband present</i> ) .....	3,336
Families with female householder ( <i>no husband present</i> ) below poverty level with related children younger than age 5.....	560
Grandparents responsible for grandchild younger than age 18.....	885
Percentage of high school graduates and higher .....	70.4
Language spoken at home other than English	
Spanish .....	3,752
Indo-European languages .....	889
Asian and Pacific Island languages .....	111
All other languages .....	38

### OFFICE OF ECONOMIC AND DEMOGRAPHIC RESEARCH, THE FLORIDA LEGISLATURE\*

County population .....	71,971
Number of children in the county population.....	19,147
Number of children in the county population younger than age 5 .....	4,500
Number of minority children in the county population younger than age 5 ...	1,215

### CHILD CARE FOOD PROGRAM

	2001	2003	2005
Number of participating child care centers and homes .....	54	47	44

### GOLD SEAL ACCREDITATION

Number of child care centers and homes meeting state accrediting standards .....	5	15	16
--	---	----	----

### DIRECTOR CREDENTIAL

Number of credentials awarded.....	5	19	6
------------------------------------	---	----	---

### TITLE XXI CHILDREN'S MEDICAL SERVICES NETWORK

Number of enrolled children ( <i>birth to 18 years</i> ) with special health care needs from low-income families .....	42	52	45
--	----	----	----

### WIC

Infants ( <i>birth to less than 12 months</i> ) receiving nutritional services.....	736	773	799
Children ( <i>1 to 5 years</i> ) receiving nutritional services.....	1,414	1,550	1,421

### EARLY STEPS

Children ( <i>birth to 36 months</i> ) receiving early intervention infant/toddler services.....	138	167	164
--	-----	-----	-----

### PRE-K DISABILITIES


Children ( <i>37 months to 5 years</i> ) receiving early intervention preschool age services.....	84	120	134
---	----	-----	-----

\*2003 estimates



## FAMILY REQUESTS FOR SERVICES

	2001	2003	2005
Requests for Child Care Referrals .....	746	1,213	1,316
Requests for Other Information and/or Services .....	901	1,024	1,068
Full Time: (more than 30 hours a week) .....	828	1,779	1,639
Part Time: (30 hours or less a week) .....	80	67	81
Odd Hour Care: (includes evening, weekend and overnight care) .....	331	654	619
Infant Care: (6 weeks to 12 months) .....	147	193	166
1-year-olds: (12 months to 24 months) .....	160	191	161
2-year-olds: (24 months to 36 months) .....	162	203	176
3-year-olds: (36 months to 48 months) .....	156	179	189
4-year-olds: (48 months to 60 months) .....	128	172	162
5-year-olds: (not in Kindergarten) .....	129	140	131
School-age: (Kindergarten through elementary school) .....	522	686	636



## AFFORDABILITY\*

	2001	2003	2005
<b>CHILD CARE CENTERS</b>			
Birth-12 months .....	\$90	\$95	\$105
1-year-olds .....	\$90	\$90	\$95
2-year-olds .....	\$80	\$85	\$85
3-year-olds .....	\$75	\$75	\$80
4-year-olds .....	\$72	\$75	\$75
Elementary school-age .....	\$65	\$75	\$75
<b>LICENSED FAMILY CHILD CARE HOMES</b>			
Birth-12 months .....	\$90	\$90	\$95
1-year-olds .....	\$85	\$80	\$85
2-year-olds .....	\$85	\$85	\$85
3-year-olds .....	\$85	\$80	\$80
4-year-olds .....	\$80	\$80	\$80
Elementary school-age .....	\$70	\$75	\$70
<b>REGISTERED FAMILY CHILD CARE HOMES</b>			
Birth-12 months .....	\$75	\$75	\$75
1-year-olds .....	\$75	\$75	\$75
2-year-olds .....	\$70	\$75	\$75
3-year-olds .....	\$70	\$70	\$75
4-year-olds .....	\$69	\$69	\$70
Elementary school-age .....	\$63	\$63	\$65

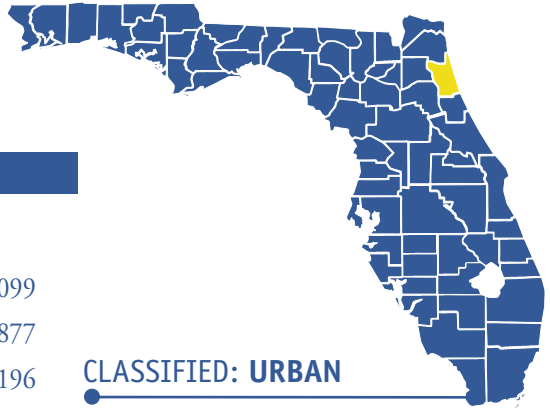
\*Cost of child care 75th percentile by age group full time per week

A family of four in Putnam County with a gross income of \$38,700 (200% of Federal Poverty Level), would spend 23% of their income on child care for an infant and a 3-year-old in a child care center.

## AVAILABILITY

	2001		2003		2005	
	# of Programs	Capacity	# of Programs	Capacity	# of Programs	Capacity
<b>Licensed Programs (total)</b>	48	2,235	72	2,022	75	2,078
Secular Centers	2	1,639	27	1,407	29	1,483
Faith-Based Centers	0	0	0	0	0	0
School-Age Only	5	186	6	245	6	245
Family Child Care Homes (FCCH)	41	410	39	370	40	350
Large FCCH	0	0	0	0	0	0
<b>Exempt Programs (total)</b>	65	882	77	907	79	917
Secular Centers	0	0	2	158	2	158
Faith-Based Centers	1	102	1	40	1	40
School-Age Only	0	0	0	0	0	0
Registered FCCH	50	500	64	520	66	530
Pre-K Early Intervention Only	14	280	n/a	n/a	n/a	n/a
School-Based Pre-K	n/a	n/a	10	189	10	189
<b>Head Start Programs (total)</b>	12	222	4	328	10	247
Head Start	12	222	4	328	5	189
Early Head Start	0	0	n/a	n/a	5	58
<b>TOTAL</b>	125	3,339	153	3,257	164	3,242

# ST. JOHNS



## COUNTY PROFILE

### UNITED STATES CENSUS BUREAU (2000)

Median household income .....	\$50,099
Family households with related children younger than age 18 .....	15,877
Family households with related children younger than age 5 .....	5,196
Family households below poverty level with related children younger than age 5 .....	538
Families below 150% Federal Poverty Level.....	3,470
Families below 185% Federal Poverty Level.....	4,870
Families below 185% Federal Poverty Level with related children younger than age 5 .....	1,192
Families with female householder ( <i>no husband present</i> ) .....	4,253
Families with female householder ( <i>no husband present</i> ) below poverty level with related children younger than age 5.....	260
Grandparents responsible for grandchild younger than age 18.....	936
Percentage of high school graduates and higher .....	87.2
Language spoken at home other than English	
Spanish .....	3,572
Indo-European languages .....	3,275
Asian and Pacific Island languages .....	696
All other languages .....	296

### OFFICE OF ECONOMIC AND DEMOGRAPHIC RESEARCH, THE FLORIDA LEGISLATURE\*

County population .....	139,849
Number of children in the county population.....	34,977
Number of children in the county population younger than age 5 .....	7,487
Number of minority children in the county population younger than age 5 ...	812

### CHILD CARE FOOD PROGRAM

	2001	2003	2005
Number of participating child care centers and homes .....	18	17	21

### GOLD SEAL ACCREDITATION

Number of child care centers and homes meeting state accrediting standards .....	3	10	11
--	---	----	----

### DIRECTOR CREDENTIAL

Number of credentials awarded.....	13	38	9
------------------------------------	----	----	---

### TITLE XXI CHILDREN'S MEDICAL SERVICES NETWORK

Number of enrolled children ( <i>birth to 18 years</i> ) with special health care needs from low-income families .....	11	25	35
--	----	----	----

### WIC

Infants ( <i>birth to less than 12 months</i> ) receiving nutritional services.....	1,163	630	663
Children ( <i>1 to 5 years</i> ) receiving nutritional services.....	1,098	1,210	1,212

### EARLY STEPS

Children ( <i>birth to 36 months</i> ) receiving early intervention infant/toddler services.....	158	196	211
--	-----	-----	-----

### PRE-K DISABILITIES

Children ( <i>37 months to 5 years</i> ) receiving early intervention preschool age services .....	149	187	196
--	-----	-----	-----

\*2003 estimates

## CLASSIFIED: URBAN

In 2000, St. Johns County ranked 354<sup>th</sup> of the 500 largest public school districts in the United States and 38<sup>th</sup> of the 100 fastest growing counties in the country (Census, 2000; 2003). For the number of all persons living in poverty in Florida, St. Johns County ranked a low 65<sup>th</sup> of 67 counties (7.8%) and for those younger than age 5 living in poverty, the county ranked 53<sup>rd</sup> with 15.8% of all young children living in poverty (Census, 2000). Residents earned well over the state median household income in 2000 (\$38,819), approximately \$11,000 more annually and there were a small number of families below poverty level with related children younger than age 5 (538) according to 2000 Census data.

## T.E.A.C.H.

### Teacher Education And Compensation Helps

	2001	2003	2005
<b>Number of scholarships awarded</b>	3	20	24

### Number of scholarships by training institution

<i>Central Florida Institute of Training</i>	<i>n/a</i>	0	1
<i>ChildCare Education Institute</i>	<i>n/a</i>	<i>n/a</i>	4
<i>Council for Professional Recognition</i>	0	0	2
<i>First Coast Technical Institute</i>	1	7	13
<i>Flagler Adult Education Center</i>	0	0	2
<i>Florida Community College at Jacksonville</i>	1	0	0
<i>St. Johns River Community College</i>	1	13	2

### Number of scholarships by recipient's affiliation

<i>Non-profit</i>	0	1	3
<i>For profit</i>	2	4	15
<i>Head Start</i>	1	13	1
<i>Public</i>	0	0	0
<i>Faith-based</i>	0	2	5

## FAMILY REQUESTS FOR SERVICES

	2001	2003	2005
Requests for Child Care Referrals .....	120	305	456
Requests for Other Information and/or Services .....	802	434	846
Full Time: (more than 30 hours a week) .....	138	428	593
Part Time: (30 hours or less a week) .....	19	48	46
Odd Hour Care: (includes evening, weekend and overnight care) .....	21	18	18
Infant Care: (6 weeks to 12 months) .....	44	70	119
1-year-olds: (12 months to 24 months) .....	24	64	90
2-year-olds: (24 months to 36 months) .....	27	56	92
3-year-olds: (36 months to 48 months) .....	22	62	93
4-year-olds: (48 months to 60 months) .....	14	53	72
5-year-olds: (not in Kindergarten) .....	14	36	37
School-age: (Kindergarten through elementary school) .....	33	136	148



## AFFORDABILITY\*

	2001	2003	2005
<b>CHILD CARE CENTERS</b>			
Birth-12 months .....	\$120	\$126	\$140
1-year-olds .....	\$100	\$116	\$125
2-year-olds .....	\$100	\$108	\$115
3-year-olds .....	\$94	\$101	\$115
4-year-olds .....	\$95	\$101	\$110
Elementary school-age .....	\$95	\$100	\$115
<b>LICENSED FAMILY CHILD CARE HOMES</b>			
Birth-12 months .....	\$125	\$125	\$125
1-year-olds .....	\$100	\$120	\$125
2-year-olds .....	\$100	\$105	\$125
3-year-olds .....	\$100	\$105	\$115
4-year-olds .....	\$100	\$100	\$115
Elementary school-age .....	\$75	\$80	\$85
<b>REGISTERED FAMILY CHILD CARE HOMES</b>			
Birth-12 months .....	\$100	n/a	**
1-year-olds .....	\$95	n/a	**
2-year-olds .....	\$95	n/a	**
3-year-olds .....	\$90	n/a	**
4-year-olds .....	\$90	n/a	**
Elementary school-age .....	\$75	n/a	**

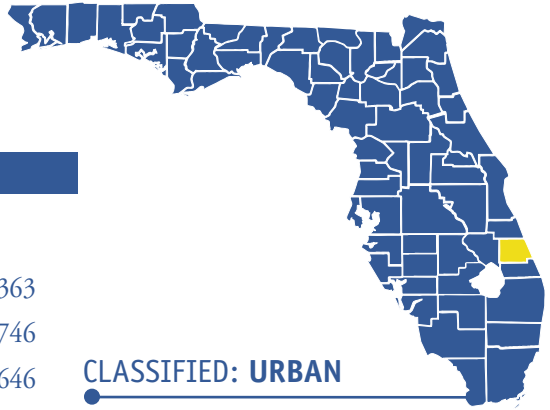
\*Cost of child care 75th percentile by age group full time per week  
 \*\*Family child care homes in this county must be licensed.

**A family of four in St. Johns County with a gross income of \$38,700 (200% of Federal Poverty Level), would spend 32% of their income on child care for an infant and a 3-year-old in a child care center.**

## AVAILABILITY

	2001		2003		2005	
	# of Programs	Capacity	# of Programs	Capacity	# of Programs	Capacity
<b>Licensed Programs (total)</b>	69	5,110	84	5,051	82	4,969
Secular Centers	45	4,080	35	3,123	31	3,177
Faith-Based Centers	0	0	11	874	12	910
School-Age Only	8	879	8	789	6	658
Family Child Care Homes (FCCH)	16	151	30	265	33	224
Large FCCH	0	0	0	0	0	0
<b>Exempt Programs (total)</b>	42	1,363	11	857	11	757
Secular Centers	0	0	2	228	2	151
Faith-Based Centers	1	90	2	90	2	150
School-Age Only	6	945	7	539	7	456
Registered FCCH	27	210	0	0	0	0
Pre-K Early Intervention Only	8	118	n/a	n/a	n/a	n/a
School-Based Pre-K	n/a	n/a	0	0	0	0
<b>Head Start Programs (total)</b>	6	120	3	120	3	135
Head Start	6	120	3	120	3	135
Early Head Start	0	0	n/a	n/a	n/a	n/a
<b>TOTAL</b>	117	6,593	98	6,028	96	5,861

# ST. LUCIE



**CLASSIFIED: URBAN**

In 2000, St. Lucie County ranked 195<sup>th</sup> of the 500 largest public school districts in the United States (Census, 2000). For the number of all persons living in poverty in Florida, the county ranked among the lowest and only second to one other county, the county ranked 66<sup>th</sup> (7.4%). For those younger than age 5 living in poverty, St. Lucie County ranked 67<sup>th</sup> in the state with the lowest percentage of all young children living in poverty at 10% (Census, 2000). Interestingly, residents in households earned less than the state median household income in 2000 of \$38,819, approximately \$2,500 less per year.

## T.E.A.C.H. Teacher Education And Compensation Helps

	2001	2003	2005
<b>Number of scholarships awarded</b>	72	69	103
<b>Number of scholarships by training institution</b>			
<i>Apostolic "Wee Care" Assistance Assoc.</i>	0	0	4
<i>Central Florida Institute of Training</i>	n/a	0	3
<i>ChildCare Education Institute</i>	n/a	n/a	2
<i>Florida Atlantic University</i>	1	0	0
<i>Indian River Community College</i>	71	69	93
<i>Tallahassee Community College</i>	0	0	1
<b>Number of scholarships by recipient's affiliation</b>			
<i>Non-profit</i>	22	19	10
<i>For profit</i>	26	20	62
<i>Head Start</i>	23	30	28
<i>Public</i>	1	0	0
<i>Faith-based</i>	0	0	3

### Local Contributors to T.E.A.C.H. Program

*The Early Learning Coalition has contributed funding to provide for additional scholarships in this county.*

## COUNTY PROFILE

### UNITED STATES CENSUS BUREAU (2000)

Median household income .....	\$36,363
Family households with related children younger than age 18 .....	22,746
Family households with related children younger than age 5 .....	8,646
Family households below poverty level with related children younger than age 5 .....	1,704
Families below 150% Federal Poverty Level.....	9,197
Families below 185% Federal Poverty Level.....	12,593
Families below 185% Federal Poverty Level with related children younger than age 5 .....	3,643
Families with female householder ( <i>no husband present</i> ) .....	7,961
Families with female householder ( <i>no husband present</i> ) below poverty level with related children younger than age 5.....	1,104
Grandparents responsible for grandchild younger than age 18.....	1,890
Percentage of high school graduates and higher .....	77.7
Language spoken at home other than English	
Spanish .....	13,807
Indo-European languages .....	9,404
Asian and Pacific Island languages .....	1,288
All other languages .....	589

### OFFICE OF ECONOMIC AND DEMOGRAPHIC RESEARCH, THE FLORIDA LEGISLATURE\*

County population .....	211,898
Number of children in the county population.....	50,966
Number of children in the county population younger than age 5 .....	11,847
Number of minority children in the county population younger than age 5 ...	3,212

### CHILD CARE FOOD PROGRAM

	2001	2003	2005
Number of participating child care centers and homes .....	45	39	42

### GOLD SEAL ACCREDITATION

Number of child care centers and homes meeting state accrediting standards .....	16	20	24
--	----	----	----

### DIRECTOR CREDENTIAL

Number of credentials awarded.....	0	93	21
------------------------------------	---	----	----

### TITLE XXI CHILDREN'S MEDICAL SERVICES NETWORK

Number of enrolled children ( <i>birth to 18 years</i> ) with special health care needs from low-income families .....	117	212	169
--	-----	-----	-----

### WIC

Infants ( <i>birth to less than 12 months</i> ) receiving nutritional services.....	1,514	1,778	1,959
Children ( <i>1 to 5 years</i> ) receiving nutritional services.....	3,130	3,323	3,235

### EARLY STEPS

Children ( <i>birth to 36 months</i> ) receiving early intervention infant/toddler services.....	278	352	393
--	-----	-----	-----

### PRE-K DISABILITIES

Children ( <i>37 months to 5 years</i> ) receiving early intervention preschool age services .....	230	219	241
--	-----	-----	-----

\*2003 estimates

## FAMILY REQUESTS FOR SERVICES

	2001	2003	2005
Requests for Child Care Referrals .....	830	788	542
Requests for Other Information and/or Services .....	163	533	1,197
Full Time: (more than 30 hours a week) .....	608	675	443
Part Time: (30 hours or less a week) .....	78	107	64
Odd Hour Care: (includes evening, weekend and overnight care) .....	118	160	126
Infant Care: (6 weeks to 12 months) .....	214	167	129
1-year-olds: (12 months to 24 months) .....	143	145	119
2-year-olds: (24 months to 36 months) .....	157	135	100
3-year-olds: (36 months to 48 months) .....	121	134	90
4-year-olds: (48 months to 60 months) .....	88	101	87
5-year-olds: (not in Kindergarten) .....	88	86	41
School-age: (Kindergarten through elementary school) .....	228	320	151



## AFFORDABILITY\*

	2001	2003	2005
<b>CHILD CARE CENTERS</b>			
Birth-12 months .....	\$105	\$120	\$125
1-year-olds .....	\$104	\$105	\$120
2-year-olds .....	\$94	\$100	\$110
3-year-olds .....	\$88	\$91	\$100
4-year-olds .....	\$88	\$90	\$100
Elementary school-age .....	\$85	\$90	\$95
<b>LICENSED FAMILY CHILD CARE HOMES</b>			
Birth-12 months .....	\$100	\$120	\$125
1-year-olds .....	\$90	\$100	\$100
2-year-olds .....	\$90	\$100	\$100
3-year-olds .....	\$90	\$100	\$100
4-year-olds .....	\$90	\$100	\$100
Elementary school-age .....	\$85	\$80	\$85
<b>REGISTERED FAMILY CHILD CARE HOMES</b>			
Birth-12 months .....	\$100	\$100	\$120
1-year-olds .....	\$85	\$95	\$110
2-year-olds .....	\$85	\$95	\$110
3-year-olds .....	\$85	\$90	\$110
4-year-olds .....	\$85	\$90	\$100
Elementary school-age .....	\$85	\$85	\$90

\*Cost of child care 75th percentile by age group full time per week

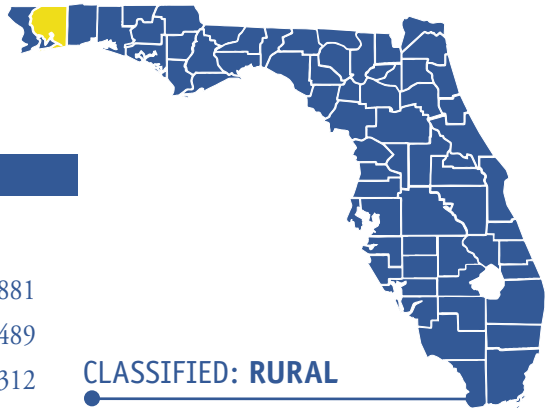
A family of four in St. Lucie County with a gross income of \$38,700 (200% of Federal Poverty Level), would spend 28% of their income on child care for an infant and a 3-year-old in a child care center.

## AVAILABILITY

	2001		2003		2005	
	# of Programs	Capacity	# of Programs	Capacity	# of Programs	Capacity
<b>Licensed Programs (total)</b>	111	7,187	106	6,732	103	6,746
Secular Centers	64	5,425	56	4,966	57	4,995
Faith-Based Centers	10	634	10	634	9	615
School-Age Only	11	900	11	900	11	900
Family Child Care Homes (FCCH)	26	228	29	232	26	236
Large FCCH	0	0	0	0	0	0
<b>Exempt Programs (total)</b>	71	3,940	80	4,414	92	4,011
Secular Centers	0	0	3	214	3	450
Faith-Based Centers	7	646	7	727	6	581
School-Age Only	16	2,854	17	2,814	16	2,269
Registered FCCH	33	263	42	345	56	446
Pre-K Early Intervention Only	15	177	n/a	n/a	n/a	n/a
School-Based Pre-K	n/a	n/a	11	314	11	265
<b>Head Start Programs (total)</b>	25	455	7	586	15	726
Head Start	25	455	7	586	14	686
Early Head Start	0	0	n/a	n/a	1	40
<b>TOTAL</b>	207	11,582	193	11,732	210	11,483



# SANTA ROSA



## COUNTY PROFILE

### UNITED STATES CENSUS BUREAU (2000)

Median household income .....	\$41,881
Family households with related children younger than age 18 .....	17,489
Family households with related children younger than age 5 .....	6,312
Family households below poverty level with related children younger than age 5 .....	912
Families below 150% Federal Poverty Level.....	5,247
Families below 185% Federal Poverty Level.....	7,015
Families below 185% Federal Poverty Level with related children younger than age 5 .....	2,290
Families with female householder ( <i>no husband present</i> ) .....	4,351
Families with female householder ( <i>no husband present</i> ) below poverty level with related children younger than age 5.....	489
Grandparents responsible for grandchild younger than age 18.....	1,202
Percentage of high school graduates and higher .....	85.4
Language spoken at home other than English	
Spanish .....	2,704
Indo-European languages .....	1,655
Asian and Pacific Island languages .....	1,318
All other languages .....	166

### OFFICE OF ECONOMIC AND DEMOGRAPHIC RESEARCH, THE FLORIDA LEGISLATURE\*

County population .....	128,889
Number of children in the county population.....	36,470
Number of children in the county population younger than age 5 .....	8,411
Number of minority children in the county population younger than age 5 ...	712

### CHILD CARE FOOD PROGRAM

	2001	2003	2005
Number of participating child care centers and homes .....	23	23	22

### GOLD SEAL ACCREDITATION

Number of child care centers and homes meeting state accrediting standards .....	7	16	16
--	---	----	----

### DIRECTOR CREDENTIAL

Number of credentials awarded.....	10	46	2
------------------------------------	----	----	---

### TITLE XXI CHILDREN'S MEDICAL SERVICES NETWORK

Number of enrolled children ( <i>birth to 18 years</i> ) with special health care needs from low-income families .....	52	73	58
--	----	----	----

### WIC

Infants ( <i>birth to less than 12 months</i> ) receiving nutritional services.....	686	721	781
Children ( <i>1 to 5 years</i> ) receiving nutritional services.....	1,254	1,376	1,245

### EARLY STEPS

Children ( <i>birth to 36 months</i> ) receiving early intervention infant/toddler services.....	212	236	262
--	-----	-----	-----

### PRE-K DISABILITIES

Children ( <i>37 months to 5 years</i> ) receiving early intervention preschool age services.....	203	289	272
---	-----	-----	-----

\*2003 estimates

## CLASSIFIED: RURAL

According to Census data (2000, 2003), Santa Rosa County ranked 280<sup>th</sup> of the 500 largest public school districts in the United States and 77<sup>th</sup> of the 100 fastest growing counties in the nation. For the number of all persons living in poverty in the state, Santa Rosa County ranked a low 64<sup>th</sup> of 67 counties (8%) and for those younger than age 5 living in poverty, the county again ranked low at 65<sup>th</sup> in the state with 10.6% of all young children living in poverty (Census, 2000). The Early Steps program in the county experienced a steady increase of children (birth to 36 months) enrolled to receive early intervention services from 2001 to 2005 with 50 additional children over the time span.


## T.E.A.C.H.

### Teacher Education And Compensation Helps

	2001	2003	2005
<b>Number of scholarships awarded</b>	6	5	13
<b>Number of scholarships by training institution</b>			
<i>ChildCare Education Institute</i>	n/a	n/a	2
<i>Council for Professional Recognition</i>	0	1	1
<i>Locklin Technical Center</i>	1	2	7
<i>Montessori Teacher Ed. Center</i>	0	0	0
<i>Okaloosa Walton Community College</i>	5	2	1
<i>Pensacola Junior College</i>	0	0	2
<b>Number of scholarships by recipient's affiliation</b>			
<i>Non-profit</i>	1	1	0
<i>For profit</i>	5	1	11
<i>Head Start</i>	0	0	0
<i>Public</i>	0	0	0
<i>Faith-based</i>	0	3	2

## FAMILY REQUESTS FOR SERVICES

	2001	2003	2005
Requests for Child Care Referrals .....	1,138	1,086	835
Requests for Other Information and/or Services .....	456	141	401
Full Time: (more than 30 hours a week) .....	214	641	1,121
Part Time: (30 hours or less a week) .....	14	27	59
Odd Hour Care: (includes evening, weekend and overnight care) .....	22	115	134
Infant Care: (6 weeks to 12 months) .....	232	209	202
1-year-olds: (12 months to 24 months) .....	223	225	152
2-year-olds: (24 months to 36 months) .....	195	191	154
3-year-olds: (36 months to 48 months) .....	145	174	126
4-year-olds: (48 months to 60 months) .....	120	153	115
5-year-olds: (not in Kindergarten) .....	121	103	80
School-age: (Kindergarten through elementary school) .....	446	435	303



## AFFORDABILITY\*

	2001	2003	2005
<b>CHILD CARE CENTERS</b>			
Birth-12 months .....	\$120	\$125	\$115
1-year-olds .....	\$100	\$100	\$100
2-year-olds .....	\$100	\$95	\$100
3-year-olds .....	\$89	\$90	\$90
4-year-olds .....	\$89	\$85	\$90
Elementary school-age .....	\$77	\$80	\$80
<b>LICENSED FAMILY CHILD CARE HOMES</b>			
Birth-12 months .....	\$95	\$115	\$120
1-year-olds .....	\$100	\$110	\$115
2-year-olds .....	\$90	\$105	\$115
3-year-olds .....	\$90	\$100	\$105
4-year-olds .....	\$85	\$100	\$100
Elementary school-age .....	\$90	\$95	\$100
<b>REGISTERED FAMILY CHILD CARE HOMES</b>			
Birth-12 months .....	\$95	\$100	\$110
1-year-olds .....	\$90	\$95	\$100
2-year-olds .....	\$85	\$95	\$95
3-year-olds .....	\$85	\$90	\$95
4-year-olds .....	\$85	\$90	\$90
Elementary school-age .....	\$80	\$82	\$85

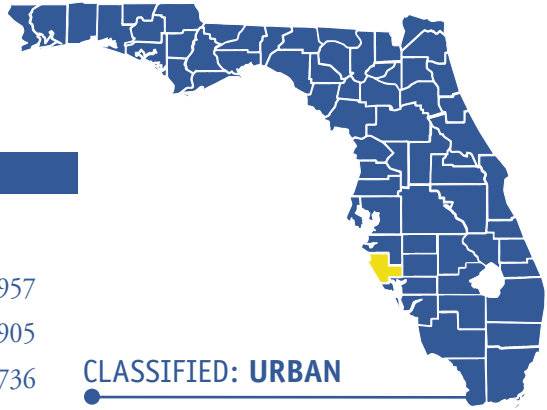
\*Cost of child care 75th percentile by age group full time per week

A family of four in Santa Rosa County with a gross income of \$38,700 (200% of Federal Poverty Level), would spend 26% of their income on child care for an infant and a 3-year-old in a child care center.

## AVAILABILITY

	2001		2003		2005	
	# of Programs	Capacity	# of Programs	Capacity	# of Programs	Capacity
<b>Licensed Programs (total)</b>	52	3,786	57	3,517	52	3,259
Secular Centers	27	2,480	18	1,417	15	1,103
Faith-Based Centers	0	0	8	838	8	967
School-Age Only	12	947	16	1,106	15	1,045
Family Child Care Homes (FCCH)	10	99	12	120	11	108
Large FCCH	13	260	3	36	3	36
<b>Exempt Programs (total)</b>	78	804	67	1,068	66	1,166
Secular Centers	0	0	0	0	0	n/a
Faith-Based Centers	1	160	3	300	3	394
School-Age Only	0	0	0	0	0	0
Registered FCCH	67	444	59	510	58	514
Pre-K Early Intervention Only	10	200	n/a	n/a	n/a	n/a
School-Based Pre-K	n/a	n/a	5	258	5	258
<b>Head Start Programs (total)</b>	5	58	1	360	9	282
Head Start	4	40	1	360	7	244
Early Head Start	1	18	n/a	n/a	2	38
<b>TOTAL</b>	135	4,648	125	4,945	127	4,707

# SARASOTA



**CLASSIFIED: URBAN**

According to Census data (2000), Sarasota County ranked 144<sup>th</sup> of the 500 largest public school districts in the United States. For the number of all persons living in poverty in Florida, Sarasota County ranked 35<sup>th</sup> of 67 counties (13.4%) and for those younger than age 5 living in poverty, the county ranked 31<sup>st</sup> with 21% of all young children living in poverty (Census, 2000). In 2000, there were over 11,000 families in the county headed by a single mother and of these families, nearly 1,000 were living at or below poverty level with young children in the households.

## COUNTY PROFILE

### UNITED STATES CENSUS BUREAU (2000)

Median household income .....	\$41,957
Family households with related children younger than age 18 .....	29,905
Family households with related children younger than age 5 .....	10,736
Family households below poverty level with related children younger than age 5 .....	1,500
Families below 150% Federal Poverty Level.....	9,383
Families below 185% Federal Poverty Level.....	13,603
Families below 185% Federal Poverty Level with related children younger than age 5 .....	3,577
Families with female householder ( <i>no husband present</i> ) .....	11,111
Families with female householder ( <i>no husband present</i> ) below poverty level with related children younger than age 5.....	833
Grandparents responsible for grandchild younger than age 18.....	1,723
Percentage of high school graduates and higher .....	87.1
Language spoken at home other than English	
Spanish .....	13,751
Indo-European languages .....	15,966
Asian and Pacific Island languages .....	1,830
All other languages .....	1,440

### OFFICE OF ECONOMIC AND DEMOGRAPHIC RESEARCH, THE FLORIDA LEGISLATURE\*

County population .....	348,761
Number of children in the county population.....	60,767
Number of children in the county population younger than age 5 .....	13,596
Number of minority children in the county population younger than age 5 ...	1,557

### CHILD CARE FOOD PROGRAM

	2001	2003	2005
Number of participating child care centers and homes .....	110	102	102

### GOLD SEAL ACCREDITATION

Number of child care centers and homes meeting state accrediting standards .....	14	47	48
--	----	----	----

### DIRECTOR CREDENTIAL

Number of credentials awarded.....	7	85	34
------------------------------------	---	----	----

### TITLE XXI CHILDREN'S MEDICAL SERVICES NETWORK

Number of enrolled children ( <i>birth to 18 years</i> ) with special health care needs from low-income families .....	93	125	125
--	----	-----	-----

### WIC

Infants ( <i>birth to less than 12 months</i> ) receiving nutritional services.....	1,163	1,328	1,363
Children ( <i>1 to 5 years</i> ) receiving nutritional services.....	2,054	2,190	2,331

### EARLY STEPS

Children ( <i>birth to 36 months</i> ) receiving early intervention infant/toddler services.....	639	829	947
--	-----	-----	-----

### PRE-K DISABILITIES

Children ( <i>37 months to 5 years</i> ) receiving early intervention preschool age services .....	243	232	291
--	-----	-----	-----

\*2003 estimates

## T.E.A.C.H.

Teacher Education And Compensation Helps

	2001	2003	2005
<b>Number of scholarships awarded</b>	16	11	35

### Number of scholarships by training institution

<i>Charlotte County Vo-tech Center</i>	0	0	0
<i>ChildCare Education Institute</i>	<i>n/a</i>	<i>n/a</i>	9
<i>Council for Professional Recognition</i>	0	0	2
<i>Manatee Community College</i>	14	8	18
<i>Sarasota County Technical Institute</i>	2	3	6

### Number of scholarships by recipient's affiliation

<i>Non-profit</i>	11	3	11
<i>For profit</i>	3	5	14
<i>Head Start</i>	1	3	6
<i>Public</i>	0	0	0
<i>Faith-based</i>	1	0	4

### Local Contributors to T.E.A.C.H. Program

*The Early Learning Coalition has contributed funding to provide for additional scholarships in this county.*

## FAMILY REQUESTS FOR SERVICES

	2001	2003	2005
Requests for Child Care Referrals .....	2,062	1,806	1,599
Requests for Other Information and/or Services .....	2,085	2,712	2,092
Full Time: (more than 30 hours a week) .....	1,698	2,429	1,742
Part Time: (30 hours or less a week) .....	313	212	197
Odd Hour Care: (includes evening, weekend and overnight care) .....	303	430	238
Infant Care: (6 weeks to 12 months) .....	454	429	405
1-year-olds: (12 months to 24 months) .....	404	365	355
2-year-olds: (24 months to 36 months) .....	325	315	254
3-year-olds: (36 months to 48 months) .....	312	297	298
4-year-olds: (48 months to 60 months) .....	193	269	255
5-year-olds: (not in Kindergarten) .....	194	148	110
School-age: (Kindergarten through elementary school) .....	568	587	392



## AFFORDABILITY\*

CHILD CARE CENTERS	2001	2003	2005
Birth-12 months .....	\$125	\$135	\$150
1-year-olds .....	\$125	\$125	\$130
2-year-olds .....	\$110	\$115	\$125
3-year-olds .....	\$110	\$110	\$120
4-year-olds .....	\$105	\$110	\$120
Elementary school-age .....	\$90	\$90	\$100
LICENSED FAMILY CHILD CARE HOMES	2001	2003	2005
Birth-12 months .....	\$115	\$120	\$125
1-year-olds .....	\$100	\$105	\$120
2-year-olds .....	\$100	\$110	\$115
3-year-olds .....	\$100	\$100	\$115
4-year-olds .....	\$100	\$100	\$114
Elementary school-age .....	\$90	\$85	\$110
REGISTERED FAMILY CHILD CARE HOMES	2001	2003	2005
Family child care homes in this county must be licensed.			

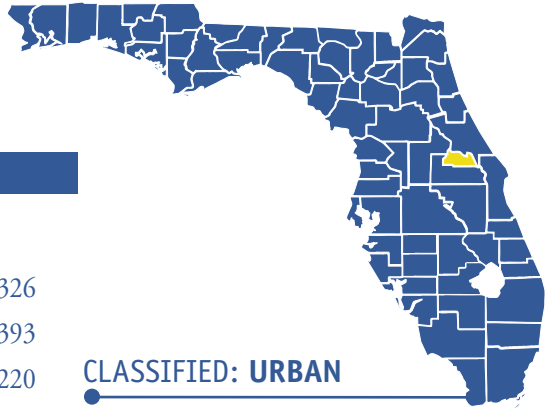
\*Cost of child care 75th percentile by age group full time per week

A family of four in Sarasota County with a gross income of \$38,700 (200% of Federal Poverty Level), would spend 34% of their income on child care for an infant and a 3-year-old in a child care center.

## AVAILABILITY

	2001		2003		2005	
	# of Programs	Capacity	# of Programs	Capacity	# of Programs	Capacity
Licensed Programs (total)	245	10,390	247	10,042	251	9,190
Secular Centers	67	4,610	67	5,009	68	4,333
Faith-Based Centers	32	2,338	34	2,473	36	2,341
School-Age Only	15	2,327	9	4,453	10	1,440
Family Child Care Homes (FCCH)	131	1,115	136	1,095	135	1,052
Large FCCH	0	0	1	12	2	24
Exempt Programs (total)	59	3,933	19	2,504	22	1,780
Secular Centers	1	40	6	766	2	37
Faith-Based Centers	9	1,283	10	888	10	392
School-Age Only	11	2,360	3	850	10	1,351
Registered FCCH	0	0	0	0	0	0
Pre-K Early Intervention Only	38	250	n/a	n/a	n/a	n/a
School-Based Pre-K	n/a	n/a	0	0	0	0
Head Start Programs (total)	24	558	7	113	15	381
Head Start	15	294	7	113	9	289
Early Head Start	9	264	n/a	n/a	6	92
TOTAL	328	14,881	273	12,659	288	11,351

# SEMINOLE



## COUNTY PROFILE

### UNITED STATES CENSUS BUREAU (2000)

Median household income .....	\$49,326
Family households with related children younger than age 18 .....	51,393
Family households with related children younger than age 5 .....	19,220
Family households below poverty level with related children younger than age 5 .....	1,767
Families below 150% Federal Poverty Level.....	10,087
Families below 185% Federal Poverty Level.....	14,043
Families below 185% Federal Poverty Level with related children younger than age 5 .....	4,496
Families with female householder ( <i>no husband present</i> ) .....	15,170
Families with female householder ( <i>no husband present</i> ) below poverty level with related children younger than age 5.....	21,062
Grandparents responsible for grandchild younger than age 18.....	2879
Percentage of high school graduates and higher .....	88.7
Language spoken at home other than English	
Spanish .....	35,438
Indo-European languages .....	11,018
Asian and Pacific Island languages .....	4,820
All other languages .....	2,027

### OFFICE OF ECONOMIC AND DEMOGRAPHIC RESEARCH, THE FLORIDA LEGISLATURE\*

County population .....	394,900
Number of children in the county population.....	108,707
Number of children in the county population younger than age 5 .....	24,961
Number of minority children in the county population younger than age 5 ...	4,173

### CHILD CARE FOOD PROGRAM

	2001	2003	2005
Number of participating child care centers and homes .....	43	42	50

### GOLD SEAL ACCREDITATION

Number of child care centers and homes meeting state accrediting standards .....	12	22	24
--	----	----	----

### DIRECTOR CREDENTIAL

Number of credentials awarded.....	5	126	43
------------------------------------	---	-----	----

### TITLE XXI CHILDREN'S MEDICAL SERVICES NETWORK

Number of enrolled children ( <i>birth to 18 years</i> ) with special health care needs from low-income families .....	81	153	148
--	----	-----	-----

### WIC

Infants ( <i>birth to less than 12 months</i> ) receiving nutritional services.....	1,674	1,915	1,934
Children ( <i>1 to 5 years</i> ) receiving nutritional services.....	3,116	3,338	3,111

### EARLY STEPS

Children ( <i>birth to 36 months</i> ) receiving early intervention infant/toddler services.....	474	553	570
--	-----	-----	-----

### PRE-K DISABILITIES

Children ( <i>37 months to 5 years</i> ) receiving early intervention preschool age services.....	313	472	524
---	-----	-----	-----

\*2003 estimates

## CLASSIFIED: URBAN

In 2000, Seminole County ranked 63<sup>rd</sup> of the 500 largest public school districts in the United States. For the number of all persons living in poverty in Florida, Seminole County ranked a low 54<sup>th</sup> of 67 counties (9.8%) and for those younger than age 5 living in poverty, Seminole County ranked lower at 62<sup>nd</sup> in the state with 13.6% of all young children living in poverty (Census, 2000). Residents in households earned approximately \$10,000 more per year when compared to the state median household income of \$38,819 in 2000. In addition, there were over 15,000 families in the county headed by a single mother.

## T.E.A.C.H.

### Teacher Education And Compensation Helps

	2001	2003	2005
<b>Number of scholarships awarded</b>	26	20	39

### Number of scholarships by training institution

<i>4C Orlando Education Department</i>	3	0	1
<i>Central Florida Institute of Training</i>	<i>n/a</i>	1	2
<i>ChildCare Education Institute</i>	<i>n/a</i>	<i>n/a</i>	11
<i>Council for Professional Recognition</i>	2	1	2
<i>Montessori Training (Maitland/Heritage)</i>	2	0	1
<i>Orlando Tech</i>	0	1	0
<i>Seminole Community College</i>	19	17	22

### Number of scholarships by recipient's affiliation

<i>Non-profit</i>	6	4	4
<i>For profit</i>	16	13	35
<i>Head Start</i>	0	0	0
<i>Public</i>	0	3	0
<i>Faith-based</i>	4	0	0



## FAMILY REQUESTS FOR SERVICES

	2001	2003	2005
Requests for Child Care Referrals .....	1,494	1,086	786
Requests for Other Information and/or Services .....	481	462	1,334
Full Time: (more than 30 hours a week) .....	1,643	1,139	976
Part Time: (30 hours or less a week) .....	217	67	62
Odd Hour Care: (includes evening, weekend and overnight care) .....	287	179	184
Infant Care: (6 weeks to 12 months) .....	420	237	210
1-year-olds: (12 months to 24 months) .....	313	189	181
2-year-olds: (24 months to 36 months) .....	273	167	158
3-year-olds: (36 months to 48 months) .....	190	160	127
4-year-olds: (48 months to 60 months) .....	135	151	126
5-year-olds: (not in Kindergarten) .....	135	45	77
School-age: (Kindergarten through elementary school) .....	394	244	249



## AFFORDABILITY\*

CHILD CARE CENTERS	2001	2003	2005
Birth-12 months .....	\$145	\$160	\$165
1-year-olds .....	\$126	\$138	\$143
2-year-olds .....	\$119	\$130	\$137
3-year-olds .....	\$110	\$120	\$128
4-year-olds .....	\$110	\$120	\$126
Elementary school-age .....	\$106	\$100	\$120
LICENSED FAMILY CHILD CARE HOMES	2001	2003	2005
Birth-12 months .....	\$120	\$150	\$150
1-year-olds .....	\$110	\$115	\$125
2-year-olds .....	\$105	\$115	\$125
3-year-olds .....	\$105	\$115	\$125
4-year-olds .....	\$105	\$115	\$125
Elementary school-age .....	\$90	\$130	\$115
REGISTERED FAMILY CHILD CARE HOMES	2001	2003	2005
Birth-12 months .....	\$120	\$125	\$125
1-year-olds .....	\$110	\$115	\$125
2-year-olds .....	\$110	\$110	\$120
3-year-olds .....	\$100	\$110	\$115
4-year-olds .....	\$100	\$105	\$110
Elementary school-age .....	\$90	\$100	\$100

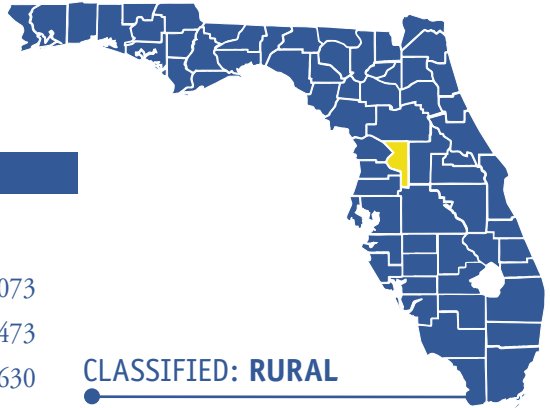
\*Cost of child care 75th percentile by age group full time per week

A family of four in Seminole County with a gross income of \$38,700 (200% of Federal Poverty Level), would spend 37% of their income on child care for an infant and a 3-year-old in a child care center.

## AVAILABILITY

	2001		2003		2005	
	# of Programs	Capacity	# of Programs	Capacity	# of Programs	Capacity
Licensed Programs (total)	120	11,907	125	12,344	130	12,620
Secular Centers	89	9,221	91	9,763	90	9,225
Faith-Based Centers	19	2,580	20	2,488	24	3,091
School-Age Only	0	0	1	75	2	164
Family Child Care Homes (FCCH)	12	106	13	18	13	128
Large FCCH	0	0	0	0	1	12
Exempt Programs (total)	181	7,797	202	8,270	186	7,944
Secular Centers	1	30	4	515	3	403
Faith-Based Centers	10	1,936	8	1,759	8	1,748
School-Age Only	45	4,434	39	4,339	38	4,294
Registered FCCH	106	1,017	137	1,299	123	1,203
Pre-K Early Intervention Only	19	380	n/a	n/a	n/a	n/a
School-Based Pre-K	n/a	n/a	14	358	14	296
Head Start Programs (total)	16	303	7	306	7	297
Head Start	16	303	7	306	7	297
Early Head Start	0	0	n/a	n/a	n/a	n/a
TOTAL	317	20,007	334	20,920	323	20,861

# SUMTER



## COUNTY PROFILE

### UNITED STATES CENSUS BUREAU (2000)

Median household income .....	\$32,073
Family households with related children younger than age 18 .....	4,473
Family households with related children younger than age 5 .....	1,630
Family households below poverty level with related children younger than age 5 .....	420
Families below 150% Federal Poverty Level.....	2,619
Families below 185% Federal Poverty Level.....	3,592
Families below 185% Federal Poverty Level with related children younger than age 5 .....	865
Families with female householder ( <i>no husband present</i> ) .....	1,774
Families with female householder ( <i>no husband present</i> ) below poverty level with related children younger than age 5.....	219
Grandparents responsible for grandchild younger than age 18.....	503
Percentage of high school graduates and higher .....	77.3
Language spoken at home other than English	
Spanish .....	3,399
Indo-European languages .....	941
Asian and Pacific Island languages .....	199
All other languages .....	107

### OFFICE OF ECONOMIC AND DEMOGRAPHIC RESEARCH, THE FLORIDA LEGISLATURE\*

County population .....	63,001
Number of children in the county population.....	10,346
Number of children in the county population younger than age 5 .....	2,378
Number of minority children in the county population younger than age 5 ...	460

	<b>2001</b>	<b>2003</b>	<b>2005</b>
--	-------------	-------------	-------------

### CHILD CARE FOOD PROGRAM

Number of participating child care centers and homes .....	14	12	10
--	----	----	----

### GOLD SEAL ACCREDITATION

Number of child care centers and homes meeting state accrediting standards .....	2	6	6
--	---	---	---

### DIRECTOR CREDENTIAL

Number of credentials awarded.....	2	13	7
------------------------------------	---	----	---

### TITLE XXI CHILDREN'S MEDICAL SERVICES NETWORK

Number of enrolled children ( <i>birth to 18 years</i> ) with special health care needs from low-income families .....	26	39	29
--	----	----	----

### WIC

Infants ( <i>birth to less than 12 months</i> ) receiving nutritional services.....	347	380	389
Children ( <i>1 to 5 years</i> ) receiving nutritional services.....	725	785	704

### EARLY STEPS

Children ( <i>birth to 36 months</i> ) receiving early intervention infant/toddler services.....	34	28	31
--	----	----	----

### PRE-K DISABILITIES

Children ( <i>37 months to 5 years</i> ) receiving early intervention preschool age services.....	48	54	23
---	----	----	----

\*2003 estimates

## CLASSIFIED: RURAL

For the number of all persons living in poverty in Florida, Sumter County ranked 34<sup>th</sup> of 67 counties (13.7%) and for those younger than age 5 living in poverty, the county ranked 16<sup>th</sup> in the state with 27.6% of all young children living in poverty (Census, 2000). Over 4,000 family households in the county had related children younger than age 18 and another 1,630 had related children younger than age 5 according to 2000 Census data.

## T.E.A.C.H.

Teacher Education And Compensation Helps

	2001	2003	2005
<b>Number of scholarships awarded</b>	15	9	8

### Number of scholarships by training institution


<i>Central Florida Community College</i>	8	9	7
<i>Childhood Development Services, Inc.</i>	6	0	1
<i>Council for Professional Recognition</i>	1	0	0

### Number of scholarships by recipient's affiliation

<i>Non-profit</i>	1	0	0
<i>For profit</i>	3	1	3
<i>Head Start</i>	8	7	5
<i>Public</i>	1	1	0
<i>Faith-based</i>	2	0	0

## FAMILY REQUESTS FOR SERVICES

	2001	2003	2005
Requests for Child Care Referrals .....	104	160	37
Requests for Other Information and/or Services .....	810	452	54
Full Time: (more than 30 hours a week) .....	92	125	52
Part Time: (30 hours or less a week) .....	1	4	5
Odd Hour Care: (includes evening, weekend and overnight care) .....	10	8	17
Infant Care: (6 weeks to 12 months) .....	27	31	9
1-year-olds: (12 months to 24 months) .....	28	40	9
2-year-olds: (24 months to 36 months) .....	30	36	14
3-year-olds: (36 months to 48 months) .....	22	31	7
4-year-olds: (48 months to 60 months) .....	14	45	7
5-year-olds: (not in Kindergarten) .....	15	25	3
School-age: (Kindergarten through elementary school) .....	53	75	11



## AFFORDABILITY\*

	2001	2003	2005
<b>CHILD CARE CENTERS</b>			
Birth-12 months .....	\$95	\$95	\$150
1-year-olds .....	\$90	\$90	\$135
2-year-olds .....	\$80	\$85	\$120
3-year-olds .....	\$75	\$80	\$95
4-year-olds .....	\$75	\$75	\$95
Elementary school-age .....	\$60	\$66	\$85
<b>LICENSED FAMILY CHILD CARE HOMES</b>			
Birth-12 months .....	\$95	\$100	\$150
1-year-olds .....	\$95	\$95	\$115
2-year-olds .....	\$95	\$80	\$115
3-year-olds .....	\$90	\$80	\$95
4-year-olds .....	\$90	\$90	\$95
Elementary school-age .....	\$90	\$85	\$90
<b>REGISTERED FAMILY CHILD CARE HOMES</b>			
Birth-12 months .....	\$95	\$125	\$100
1-year-olds .....	\$85	\$85	\$95
2-year-olds .....	\$75	\$75	\$85
3-year-olds .....	\$75	\$75	\$80
4-year-olds .....	\$75	\$75	\$80
Elementary school-age .....	\$75	\$65	\$75

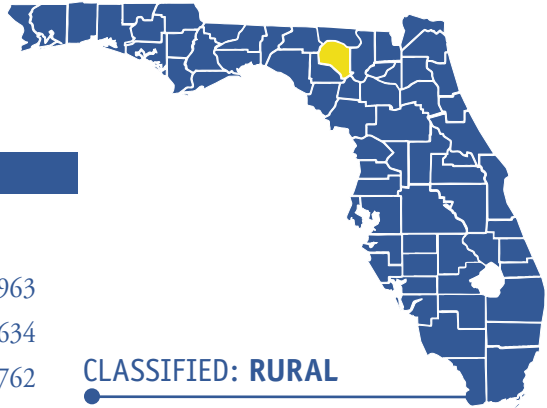
\*Cost of child care 75th percentile by age group full time per week

A family of four in Sumter County with a gross income of \$38,700 (200% of Federal Poverty Level), would spend 31% of their income on child care for an infant and a 3-year-old in a child care center.

## AVAILABILITY

	2001		2003		2005	
	# of Programs	Capacity	# of Programs	Capacity	# of Programs	Capacity
<b>Licensed Programs (total)</b>	20	711	22	46	19	819
Secular Centers	10	611	16	n/a	13	698
Faith-Based Centers	0	0	1	41	2	81
School-Age Only	0	0	0	0	0	0
Family Child Care Homes (FCCH)	10	100	5	5	4	40
Large FCCH	0	0	0	0	0	0
<b>Exempt Programs (total)</b>	11	190	13	13	8	200
Secular Centers	0	0	0	0	0	0
Faith-Based Centers	0	0	0	0	0	0
School-Age Only	0	0	0	0	0	0
Registered FCCH	3	30	6	6	4	40
Pre-K Early Intervention Only	8	160	n/a	n/a	n/a	n/a
School-Based Pre-K	n/a	n/a	7	7	4	160
<b>Head Start Programs (total)</b>	5	93	3	3	3	73
Head Start	5	93	3	3	3	73
Early Head Start	0	0	n/a	n/a	n/a	n/a
<b>TOTAL</b>	36	994	38	62	30	1,092

# SUWANNEE



## COUNTY PROFILE

### UNITED STATES CENSUS BUREAU (2000)

Median household income .....	\$29,963
Family households with related children younger than age 18 .....	4,634
Family households with related children younger than age 5 .....	1,762
Family households below poverty level with related children younger than age 5 .....	436
Families below 150% Federal Poverty Level.....	2,571
Families below 185% Federal Poverty Level.....	3,280
Families below 185% Federal Poverty Level with related children younger than age 5 .....	1,004
Families with female householder ( <i>no husband present</i> ) .....	1,483
Families with female householder ( <i>no husband present</i> ) below poverty level with related children younger than age 5.....	205
Grandparents responsible for grandchild younger than age 18.....	573
Percentage of high school graduates and higher .....	73.2
Language spoken at home other than English	
Spanish .....	1,965
Indo-European languages .....	316
Asian and Pacific Island languages .....	53
All other languages .....	63

### OFFICE OF ECONOMIC AND DEMOGRAPHIC RESEARCH, THE FLORIDA LEGISLATURE\*

County population .....	37,198
Number of children in the county population.....	9,610
Number of children in the county population younger than age 5 .....	2,271
Number of minority children in the county population younger than age 5 ...	390

	2001	2003	2005
<b>CHILD CARE FOOD PROGRAM</b>			
Number of participating child care centers and homes .....	8	11	14

	2001	2003	2005
<b>GOLD SEAL ACCREDITATION</b>			
Number of child care centers and homes meeting state accrediting standards .....	2	3	4

	2001	2003	2005
<b>DIRECTOR CREDENTIAL</b>			
Number of credentials awarded.....	2	9	5

	2001	2003	2005
<b>TITLE XXI CHILDREN'S MEDICAL SERVICES NETWORK</b>			
Number of enrolled children ( <i>birth to 18 years</i> ) with special health care needs from low-income families .....	63	61	52

	2001	2003	2005
<b>WIC</b>			
Infants ( <i>birth to less than 12 months</i> ) receiving nutritional services.....	329	315	345
Children ( <i>1 to 5 years</i> ) receiving nutritional services.....	504	614	656

	2001	2003	2005
<b>EARLY STEPS</b>			
Children ( <i>birth to 36 months</i> ) receiving early intervention infant/toddler services.....	57	54	59

	2001	2003	2005
<b>PRE-K DISABILITIES</b>			
Children ( <i>37 months to 5 years</i> ) receiving early intervention preschool age services.....	65	70	67

\*2003 estimates

### CLASSIFIED: RURAL

For the number of all persons living in poverty in the state, Suwannee County ranked 15<sup>th</sup> of 67 counties (18.5%) and for those younger than age 5 living in poverty, the county ranked 22<sup>nd</sup> with 23.5% of all young children living in poverty (Census, 2000). There were 3,280 families in the county living at or below 185% of the Federal Poverty Level in 2000 and 1,004 of these families had children younger than age 5 also living in the households. Another 205 families were headed by single mothers who lived at or below 185% FPL with related children younger than age 5.

### T.E.A.C.H. Teacher Education And Compensation Helps

	2001	2003	2005
<b>Number of scholarships awarded</b>	1	0	8
<b>Number of scholarships by training institution</b>			
<i>Lake City Community College</i>	0	0	4
<i>North Florida Community College</i>	1	0	1
<i>Santa Fe Community College</i>	0	0	0
<i>Swansee Valley 4-C's</i>	0	0	3
<b>Number of scholarships by recipient's affiliation</b>			
<i>Non-profit</i>	0	0	0
<i>For profit</i>	1	0	4
<i>Head Start</i>	0	0	2
<i>Public</i>	0	0	0
<i>Faith-based</i>	0	0	2

## FAMILY REQUESTS FOR SERVICES

	2001	2003	2005
Requests for Child Care Referrals .....	410	327	215
Requests for Other Information and/or Services .....	416	110	67
Full Time: (more than 30 hours a week) .....	103	228	243
Part Time: (30 hours or less a week) .....	1	15	10
Odd Hour Care: (includes evening, weekend and overnight care) .....	41	58	67
Infant Care: (6 weeks to 12 months) .....	77	68	38
1-year-olds: (12 months to 24 months) .....	46	63	40
2-year-olds: (24 months to 36 months) .....	71	56	54
3-year-olds: (36 months to 48 months) .....	127	62	56
4-year-olds: (48 months to 60 months) .....	64	74	41
5-year-olds: (not in Kindergarten) .....	65	43	26
School-age: (Kindergarten through elementary school) .....	115	176	103



## AFFORDABILITY\*

	2001	2003	2005
<b>CHILD CARE CENTERS</b>			
Birth-12 months .....	\$85	\$90	\$95
1-year-olds .....	\$80	\$75	\$90
2-year-olds .....	\$75	\$75	\$80
3-year-olds .....	\$70	\$72	\$75
4-year-olds .....	\$70	\$72	\$75
Elementary school-age .....	\$70	\$70	\$75
<b>LICENSED FAMILY CHILD CARE HOMES</b>			
Birth-12 months .....	\$85	\$85	\$95
1-year-olds .....	\$85	\$85	\$90
2-year-olds .....	\$85	\$85	\$85
3-year-olds .....	\$80	\$80	\$80
4-year-olds .....	\$80	\$80	\$75
Elementary school-age .....	\$70	\$75	\$75
<b>REGISTERED FAMILY CHILD CARE HOMES</b>			
Birth-12 months .....	\$85	\$85	\$85
1-year-olds .....	\$75	\$80	\$85
2-year-olds .....	\$75	\$75	\$75
3-year-olds .....	\$75	\$75	\$75
4-year-olds .....	\$75	\$75	\$75
Elementary school-age .....	\$65	\$75	\$75

\*Cost of child care 75th percentile by age group full time per week

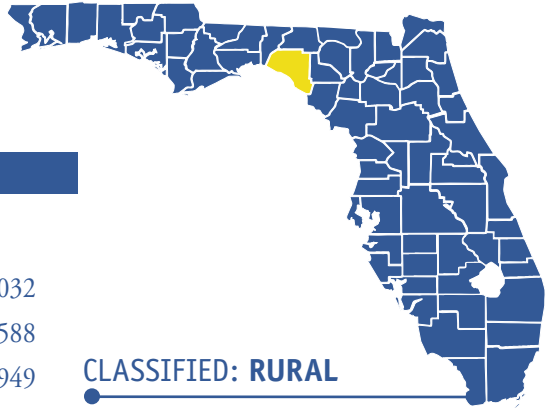
**A family of four in Suwannee County with a gross income of \$38,700 (200% of Federal Poverty Level), would spend 22% of their income on child care for an infant and a 3-year-old in a child care center.**

## AVAILABILITY

	2001		2003		2005	
	# of Programs	Capacity	# of Programs	Capacity	# of Programs	Capacity
<b>Licensed Programs (total)</b>	13	608	17	581	19	682
Secular Centers	10	544	8	402	7	477
Faith-Based Centers	0	0	1	45	1	45
School-Age Only	1	44	1	44	1	44
Family Child Care Homes (FCCH)	2	20	7	90	10	116
Large FCCH	0	0	0	0	0	0
<b>Exempt Programs (total)</b>	43	530	25	589	25	517
Secular Centers	0	0	1	51	1	12
Faith-Based Centers	4	82	3	186	3	218
School-Age Only	2	48	2	98	1	48
Registered FCCH	31	300	18	174	19	136
Pre-K Early Intervention Only	6	100	n/a	n/a	n/a	n/a
School-Based Pre-K	n/a	n/a	1	80	1	103
<b>Head Start Programs (total)</b>	3	57	2	77	2	105
Head Start	3	57	2	77	1	76
Early Head Start	0	0	n/a	n/a	1	29
<b>TOTAL</b>	59	1,195	44	1,247	46	1,304



# TAYLOR



## COUNTY PROFILE

### UNITED STATES CENSUS BUREAU (2000)

Median household income .....	\$30,032
Family households with related children younger than age 18 .....	2,588
Family households with related children younger than age 5 .....	949
Family households below poverty level with related children younger than age 5 .....	179
Families below 150% Federal Poverty Level.....	1,397
Families below 185% Federal Poverty Level.....	1,756
Families below 185% Federal Poverty Level with related children younger than age 5 .....	483
Families with female householder ( <i>no husband present</i> ) .....	1,019
Families with female householder ( <i>no husband present</i> ) below poverty level with related children younger than age 5.....	122
Grandparents responsible for grandchild younger than age 18.....	313
Percentage of high school graduates and higher .....	70.0
Language spoken at home other than English	
Spanish .....	484
Indo-European languages .....	198
Asian and Pacific Island languages .....	56
All other languages .....	44

### OFFICE OF ECONOMIC AND DEMOGRAPHIC RESEARCH, THE FLORIDA LEGISLATURE\*

County population .....	20,646
Number of children in the county population.....	5,248
Number of children in the county population younger than age 5 .....	1,193
Number of minority children in the county population younger than age 5 ...	266

	2001	2003	2005
<b>CHILD CARE FOOD PROGRAM</b>			
Number of participating child care centers and homes .....	4	3	4

<b>GOLD SEAL ACCREDITATION</b>			
Number of child care centers and homes meeting state accrediting standards .....	1	3	3

<b>DIRECTOR CREDENTIAL</b>			
Number of credentials awarded.....	0	9	2

<b>TITLE XXI CHILDREN'S MEDICAL SERVICES NETWORK</b>			
Number of enrolled children ( <i>birth to 18 years</i> ) with special health care needs from low-income families .....	16	15	20

<b>WIC</b>			
Infants ( <i>birth to less than 12 months</i> ) receiving nutritional services.....	177	144	156
Children ( <i>1 to 5 years</i> ) receiving nutritional services.....	470	414	410

<b>EARLY STEPS</b>			
Children ( <i>birth to 36 months</i> ) receiving early intervention infant/toddler services.....	23	26	28

<b>PRE-K DISABILITIES</b>			
Children ( <i>37 months to 5 years</i> ) receiving early intervention preschool age services.....	35	39	48

\*2003 estimates

### CLASSIFIED: RURAL

For the number of all persons living in poverty in the state, Taylor County ranked 18<sup>th</sup> of 67 counties (18%) and for those younger than age 5 living in poverty, Taylor County ranked 20<sup>th</sup> in the state with 24% of all young children living in poverty (Census, 2000). A small percentage of county residents, approximately 4%, reported that they spoke a language, other than English, in their homes in 2000. Residents living in family households earned about \$9,000 less per year in income when compared to the state median household income of \$38,819 (Census, 2000).

### T.E.A.C.H.

#### Teacher Education And Compensation Helps

	2001	2003	2005
<b>Number of scholarships awarded</b>	25	24	10

#### Number of scholarships by training institution

<i>North Florida Community College</i>	23	24	10
<i>Tallahassee Community College</i>	2	0	0

#### Number of scholarships by recipient's affiliation

<i>Non-profit</i>	0	0	0
<i>For profit</i>	0	0	0
<i>Head Start</i>	14	14	9
<i>Public</i>	11	10	1
<i>Faith-based</i>	0	0	0

## FAMILY REQUESTS FOR SERVICES

	2001	2003	2005
Requests for Child Care Referrals .....	26	83	69
Requests for Other Information and/or Services .....	3	35	22
Full Time: (more than 30 hours a week) .....	13	62	69
Part Time: (30 hours or less a week) .....	0	3	0
Odd Hour Care: (includes evening, weekend and overnight care) .....	0	14	6
Infant Care: (6 weeks to 12 months) .....	4	23	28
1-year-olds: (12 months to 24 months) .....	9	19	17
2-year-olds: (24 months to 36 months) .....	4	223	15
3-year-olds: (36 months to 48 months) .....	6	22	17
4-year-olds: (48 months to 60 months) .....	4	13	10
5-year-olds: (not in Kindergarten) .....	4	10	8
School-age: (Kindergarten through elementary school) .....	7	33	13



## AFFORDABILITY\*

CHILD CARE CENTERS	2001	2003	2005
Birth-12 months .....	<i>n/a</i>	\$96	\$100
1-year-olds .....	\$70	\$88	\$88
2-year-olds .....	\$70	\$84	\$80
3-year-olds .....	\$65	\$80	\$80
4-year-olds .....	\$65	\$80	\$80
Elementary school-age .....	\$65	\$77	\$77
LICENSED FAMILY CHILD CARE HOMES	2001	2003	2005
Birth-12 months .....	\$100	\$100	\$120
1-year-olds .....	\$100	\$100	\$120
2-year-olds .....	\$100	\$100	\$120
3-year-olds .....	\$90	\$90	\$108
4-year-olds .....	\$90	\$90	\$108
Elementary school-age .....	\$75	\$75	\$108
REGISTERED FAMILY CHILD CARE HOMES	2001	2003	2005
Birth-12 months .....	\$100	\$100	\$85
1-year-olds .....	\$100	\$100	\$80
2-year-olds .....	\$100	\$100	\$80
3-year-olds .....	\$100	\$100	\$77
4-year-olds .....	\$100	\$100	\$77
Elementary school-age .....	\$80	\$90	\$78

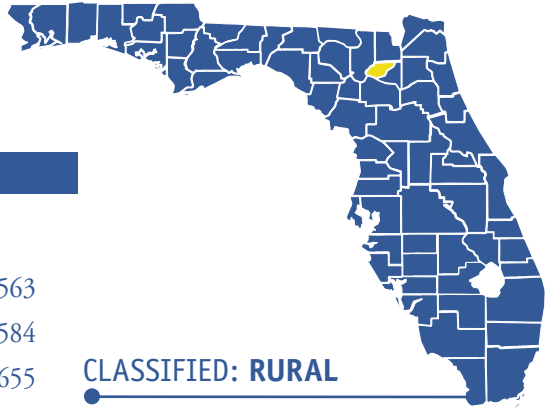
\*Cost of child care 75th percentile by age group full time per week

A family of four in Taylor County with a gross income of \$38,700 (200% of Federal Poverty Level), would spend 23% of their income on child care for an infant and a 3-year-old in a child care center.

## AVAILABILITY

	2001		2003		2005	
	# of Programs	Capacity	# of Programs	Capacity	# of Programs	Capacity
Licensed Programs (total)	9	440	7	293	8	238
Secular Centers	6	267	5	233	5	228
Faith-Based Centers	0	0	1	50	0	0
School-Age Only	0	0	0	0	2	0
Family Child Care Homes (FCCH)	2	20	1	10	1	10
Large FCCH	1	153	0	0	0	0
Exempt Programs (total)	21	358	14	212	12	252
Secular Centers	0	0	1	<i>n/a</i>	0	0
Faith-Based Centers	4	203	2	122	3	172
School-Age Only	0	0	0	0	0	0
Registered FCCH	13	120	9	70	7	60
Pre-K Early Intervention Only	4	35	<i>n/a</i>	<i>n/a</i>	<i>n/a</i>	<i>n/a</i>
School-Based Pre-K	<i>n/a</i>	<i>n/a</i>	2	20	2	20
Head Start Programs (total)	9	153	2	173	2	144
Head Start	9	153	2	173	2	144
Early Head Start	0	0	<i>n/a</i>	<i>n/a</i>	<i>n/a</i>	<i>n/a</i>
TOTAL	39	951	23	678	22	634

# UNION



## COUNTY PROFILE

### UNITED STATES CENSUS BUREAU (2000)

Median household income .....	\$34,563
Family households with related children younger than age 18 .....	1,584
Family households with related children younger than age 5 .....	655
Family households below poverty level with related children younger than age 5 .....	88
Families below 150% Federal Poverty Level.....	549
Families below 185% Federal Poverty Level.....	789
Families below 185% Federal Poverty Level with related children younger than age 5 .....	304
Families with female householder ( <i>no husband present</i> ) .....	481
Families with female householder ( <i>no husband present</i> ) below poverty level with related children younger than age 5.....	53
Grandparents responsible for grandchild younger than age 18.....	149
Percentage of high school graduates and higher .....	72.5
Language spoken at home other than English	
Spanish .....	629
Indo-European languages .....	204
Asian and Pacific Island languages .....	20
All other languages .....	24

### OFFICE OF ECONOMIC AND DEMOGRAPHIC RESEARCH, THE FLORIDA LEGISLATURE\*

County population .....	13,726
Number of children in the county population.....	3,177
Number of children in the county population younger than age 5 .....	760
Number of minority children in the county population younger than age 5 ...	141

	<b>2001</b>	<b>2003</b>	<b>2005</b>
--	-------------	-------------	-------------

<b>CHILD CARE FOOD PROGRAM</b>			
Number of participating child care centers and homes .....	1	2	1

<b>GOLD SEAL ACCREDITATION</b>			
Number of child care centers and homes meeting state accrediting standards .....	1	2	2

<b>DIRECTOR CREDENTIAL</b>			
Number of credentials awarded.....	0	3	1

<b>TITLE XXI CHILDREN'S MEDICAL SERVICES NETWORK</b>			
Number of enrolled children ( <i>birth to 18 years</i> ) with special health care needs from low-income families .....	8	15	9

<b>WIC</b>			
Infants ( <i>birth to less than 12 months</i> ) receiving nutritional services.....	77	74	70
Children ( <i>1 to 5 years</i> ) receiving nutritional services.....	131	170	181

<b>EARLY STEPS</b>			
Children ( <i>birth to 36 months</i> ) receiving early intervention infant/toddler services.....	19	8	15

<b>PRE-K DISABILITIES</b>			
Children ( <i>37 months to 5 years</i> ) receiving early intervention preschool age services.....	27	27	19

\*2003 estimates

### CLASSIFIED: RURAL


For the number of all persons living in poverty in the state, Union County ranked 33<sup>rd</sup> of 67 counties (14%) and for those younger than age 5 living in poverty, the county ranked 50<sup>th</sup> with 16.6% of all young children living in poverty (Census, 2000). Among the smallest counties in the state (i.e., population), there were nearly 200 children (1 to 5 years) enrolled to receive WIC nutritional services in 2005. Almost 800 families residing in Union County lived at or below 185% of the Federal Poverty Level according to 2000 Census data.

### T.E.A.C.H. Teacher Education And Compensation Helps

	2001	2003	2005
<b>Number of scholarships awarded</b>	3	1	5
<b>Number of scholarships by training institution</b>			
<i>Lake City Community College</i>	0	0	4
<i>Santa Fe Community College</i>	3	1	1
<b>Number of scholarships by recipient's affiliation</b>			
<i>Non-profit</i>	0	0	0
<i>For profit</i>	3	1	5
<i>Head Start</i>	0	0	0
<i>Public</i>	0	0	0
<i>Faith-based</i>	0	0	0

## FAMILY REQUESTS FOR SERVICES

	2001	2003	2005
Requests for Child Care Referrals .....	46	63	31
Requests for Other Information and/or Services .....	104	42	17
Full Time: (more than 30 hours a week) .....	12	56	37
Part Time: (30 hours or less a week) .....	3	9	3
Odd Hour Care: (includes evening, weekend and overnight care) .....	2	6	4
Infant Care: (6 weeks to 12 months) .....	12	12	9
1-year-olds: (12 months to 24 months) .....	7	14	4
2-year-olds: (24 months to 36 months) .....	9	13	12
3-year-olds: (36 months to 48 months) .....	9	14	6
4-year-olds: (48 months to 60 months) .....	9	10	10
5-year-olds: (not in Kindergarten) .....	9	15	4
School-age: (Kindergarten through elementary school) .....	25	39	13



## AFFORDABILITY\*

CHILD CARE CENTERS	2001	2003	2005
Birth-12 months .....	<i>n/a</i>	<i>n/a</i>	<i>n/a</i>
1-year-olds .....	\$80	\$80	\$70
2-year-olds .....	\$70	\$70	\$70
3-year-olds .....	\$70	\$70	\$70
4-year-olds .....	\$70	\$70	\$70
Elementary school-age .....	\$65	\$65	<i>n/a</i>
LICENSED FAMILY CHILD CARE HOMES	2001	2003	2005
Birth-12 months .....	**	<i>n/a</i>	\$90
1-year-olds .....	**	<i>n/a</i>	\$85
2-year-olds .....	**	<i>n/a</i>	\$80
3-year-olds .....	**	<i>n/a</i>	\$80
4-year-olds .....	**	<i>n/a</i>	\$80
Elementary school-age .....	**	<i>n/a</i>	\$70
REGISTERED FAMILY CHILD CARE HOMES	2001	2003	2005
Birth-12 months .....	\$75	\$90	\$70
1-year-olds .....	\$75	\$80	\$70
2-year-olds .....	\$75	\$80	\$70
3-year-olds .....	\$70	\$80	\$70
4-year-olds .....	\$70	\$80	\$70
Elementary school-age .....	\$70	\$70	\$70

\*Cost of child care 75th percentile by age group full time per week

\*\*There were no licensed family child care homes in this county in 2001.

A family of four in Union County with a gross income of \$38,700 (200% of Federal Poverty Level), would spend 18% of their income on child care for an infant and a 3-year-old in a child care center.

## AVAILABILITY

	2001		2003		2005	
	# of Programs	Capacity	# of Programs	Capacity	# of Programs	Capacity
Licensed Programs (total)	2	144	5	190	6	221
Secular Centers	2	144	2	150	2	181
Faith-Based Centers	0	0	0	0	0	0
School-Age Only	0	0	0	0	0	0
Family Child Care Homes (FCCH)	0	0	3	40	4	40
Large FCCH	0	0	0	0	0	0
Exempt Programs (total)	12	137	5	90	4	64
Secular Centers	0	0	0	0	0	0
Faith-Based Centers	0	0	0	0	0	0
School-Age Only	0	0	0	0	0	0
Registered FCCH	10	100	4	30	3	30
Pre-K Early Intervention Only	2	37	<i>n/a</i>	<i>n/a</i>	<i>n/a</i>	<i>n/a</i>
School-Based Pre-K	<i>n/a</i>	<i>n/a</i>	1	60	1	34
Head Start Programs (total)	1	20	1	20	1	20
Head Start	1	20	1	20	1	20
Early Head Start	0	0	<i>n/a</i>	<i>n/a</i>	<i>n/a</i>	<i>n/a</i>
TOTAL	15	301	11	300	11	305